



Impact of Agile Project Management on IT Projects

Engr. Muhammad Waqas Arshad

tcpipwork@gmail.com

Received: 14 Nov 2024; Received in revised form: 12 Dec 2024; Accepted: 19 Dec 2024; Available online: 27 Dec 2024

Abstract— Agile project management has been more popular in a number of industries, most notably information technology (IT), because of its flexible and iterative approach. Through a comparative analysis, this study aimed to investigate the impact of agile project management on IT projects. It explored the fundamental ideas and methods of agile project management and looked into how they affect the results of IT projects. Analyzing the benefits and challenges of using agile methodology in IT projects, the research compares and contrasts these results with more conventional project management approaches. It also assesses the impact of agile project management on important factors like project velocity, quality, customer happiness, and IT projects' overall adaptability. This research aimed to provide IT managers with the information they need to make informed decisions about their project management approaches by providing specific examples and analyzing the impact of agile project management on IT projects. The goal of this study was to improve understanding of how agile project management affects IT projects. IT managers wishing to implement or improve agile approaches can gain valuable insights from this analysis of actual data and comparative study. Enhancing the effectiveness, efficiency, and customer satisfaction of IT project outcomes is the ultimate goal of this research. The main purpose of this analysis was to shed light on how different project management approaches affect engineers' productivity, effectiveness, and efficiency in order to improve project outcomes, efficiency, and client satisfaction in IT ventures. This research, which focuses on the IT industry, carefully examines the essential elements for a successful implementation of Agile project management strategies, which have shown advantages in the IT industry. The main goal of the study was to identify the crucial success variables that affect IT project success across functional departments of selected entities, both at the individual and organizational levels. A study using random sampling was carried out, and a questionnaire was given to project managers, consultants, and engineers who had at least five years of experience. The sample consisted of 200 individuals working at IBM. The research also provides opportunities for more research, with a focus on internal organizational policies, contract structures, team communication, and consumer engagement. While new perspectives on contract forms and the use of Agile methodologies in quality assurance were provided, more research is necessary to completely comprehend the influence of organizational and human factors.

Keywords— AGILE, Agile Project Management, IT Projects, Project Management.

I. INTRODUCTION

In today's corporate environment, it is critical to react to fast changing market needs in the sector of IT and the services provided to subscribers. With fierce rivalry and a large number of operators, frequently three or more per country, company leaders must be continually on the lookout for new opportunities and responding to changes begun by their competitors. This circumstance forces service providers to consider agile methods in order to handle these changes efficiently and avoid losing market share to competitors.

The projects are integrated into business operations by organizations (Brosseau et al., 2019). There are two separate entities within the IT business (Techie, 2017): (Investopedia, 2019). IT service vendors are businesses which supply services to service providers, which are then delivered to market customers or end-users. In essence, a IT service provider is a licensed operator who is authorized to provide IT services to people in a specific country. The IT service vendor, on the other hand, is responsible for building the network infrastructure and supplying services

to service providers, allowing them to lawfully offer services to the general public in the country.

Every project requires the implementation of a technique (Murugaiyan, 2012). Waterfall, V-model, and agile project management strategies are examples (Balaji, 2012). The suitable approach is chosen based on the specific qualities of the project that an organization wishes to undertake. The agile methodology is recommended for projects that have frequent scope changes, can be broken down into smaller tasks, require competent workers, and must be completed within a specific deadline. Organizations choose project management methodologies depending on a number of criteria, including the type of project, unique requirements, contractual duties, and project objectives (Balaji and Murugaiyan, 2012).

Projects are critical in the IT business, because service delivery is primarily reliant on project execution. Because the nature, scope, and objectives of projects can vary substantially, project management offices within organizations must take a professional approach to ensure effective project outcomes (“Hirner et al., 2019; Balashova and Gromova, 2017; Serti et al., 2007”). Organizations can effectively deploy agile approaches that are aligned with their unique circumstances and requirements by carefully examining these criteria.

Agile project management is recognized as a novel strategy for successfully conducting information systems development programs in dynamic and changing environments (Diegmann et al., 2018). IT sector (Techie, 2017) includes many domains, one of which is IT (Balashova and Gromova, 2017).

Information Technology (IT) services largely include product or project strategy, solutions, and delivery (Speta, 2011). There is a particular emphasis in this industry on using agile approaches to successfully respond to quick changes in market needs and competition. IT projects can range in size from modest to medium-sized, as well as complicated projects that might last for years, such as transformation initiatives. The existence of a solution unit in the DS domain is noTab since it allows for close closeness to clients and promotes the translation of their needs into deliverable solutions.

The IT Managed Services domain is divided into two subdomains (Kumbakara, 2008). The first subdomain is devoted to pure operations, with a focus on network management and key performance indicators (KPIs). Simply said, this subdomain guarantees that the network runs smoothly and efficiently, in accordance with set metrics and performance criteria. Application Development and Modernization (ADM) is the second subdomain. There are two key concepts in ADM. The first notion, known as

the Business Management (BM) process, is adding configurations to existing systems in order to define new business offers. The second concept, which falls under the purview of the ADM concept, entails creating code from scratch to generate whole new business solutions.

Background

IT vendors (Techie, 2017) are looking for the best approach to assure effective project delivery to IT providers, often known as "customers" (Investopedia, 2019). The necessity for a technique that can effectively deal with quick changes in requirements has become critical and substantial, prompting the development of Agile project management as a solution to problem.

Agile project management manifesto (Beck et al. 2001) acts as road map for individuals who use Agile project management technique, guiding them in creating projects in accordance with the manifesto's principles. Goncalves (2020) defines "agile methodology" as a set of great practices utilized for software development in the modern world, basing his description on Beck et al.'s (2001) Agile manifesto. Goncalves explains Agile methodology and describes the Agile transformation path using Beck et al.'s twelve principles and four values. Since the creation of the manifesto, research on Agile methodology has evolved continuously introducing new ideas. In order to ensure project success, each organization must carefully identify the most appropriate methodologies to use.

- Short History of Agile

Agile development is a methodology that was first proposed in the early 1990s. It was created as an alternative to the traditional waterfall model of development. In agile, is developed in short cycles, or sprints, and each sprint focuses on a specific set of features. This allows for more flexibility and iteration than the waterfall model. Agile has become increasingly popular in recent years, and many organizations have adopted it as their primary method of development.

- Agile Mindset

As a result, Agile is a mindset founded on the ideas and principles of the Agile Manifesto. These beliefs and principles demonstrate how to generate and adapt to change, as well as deal with uncertainty. The opening statement of the Agile Manifesto encapsulates the entire concept: "By doing it and helping others do it, we are discovering new ways of building." When faced with uncertainties, try something you think could work, get feedback, and make changes as needed. Keep the ideals and principles in mind when you accomplish this. Allow the frameworks, methodologies, and approaches you use to engage with your team and give value to your customers to be informed by

your context.

- Agile Development Model

According to the Agile model, each project should be handled differently, and current approaches should be updated to better match the project objectives. In Agile, tasks are divided into time boxes (small time intervals) to provide specific features for a release. It is an iterative process, with each iteration yielding a functional build. Each build is incremental in terms of features; the final version has all of the features required by the customer.

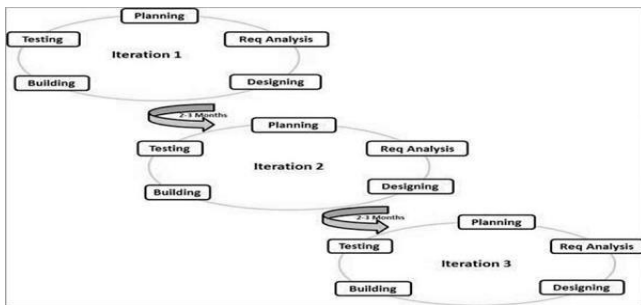


Fig 1.1: Agile Development Model

Agile thinking emerged early in development and gained in favor over time due to its flexibility and adaptability. Some of the most well-known agile techniques (1995) are Rational Unified Process (1994), Scrum (1995), Crystal Clear, Extreme Programming (1996), Adaptive Development, Feature Driven Development, and Dynamic Systems Development Method (DSDM). Following the 2001 publication of the Agile Manifesto, these are now known as Agile Methodologies.

- Agile Development Process Use

There are several common development methodologies, such as Scrum, Extreme Programming, and Feature-Driven Development (FDD). The processes involved in these methodologies are planning meetings, test-driven development, pair programming, stand up meetings and sprints. With Agile, people and the tasks their team does are the focus of development. An important aspect of the Agile development is the teams (self-organizing cross-functional) collaborating to finish a project. For example, those development teams would create their own plans to complete a task based on using best practices for their context while they keep in mind their potential failure and crisis management should they encounter an issue or problem. Those self-organizing teams should also work with other members who have different expertise as needs arise. Managers will still play a role in an agile environment; however, managers aid in implementing change within an agile project by creating a group that possesses or acquires skill sets to tackle projects

successfully.

- SCRUM

It's a technique used in agile development. Scrum is named after the rugby strategy and believes it's more beneficial to work in small teams than large ones. Within this method there are three categories, with their responsibilities as follows:



Fig 1.2: Scrum Method

- The Scrum Master holds the responsibility for team organization, coordinating sprint meetings, and eliminating obstacles that hinder progress.
- The Product Owner is responsible for delivering functionality during each iteration and constructing the product backlog.
- Scrum Meeting: A scrum meeting is a short, daily meeting where team members discuss what they have accomplished since the last meeting and what they plan to do before the next one. This type of meeting helps ensure that everyone is on the same page and that tasks are being completed in a timely manner.
- Product Backlog: It is an agile artefact that captures what needs to be delivered in order to achieve the desired outcome. The product backlog items are ordered by priority, with the most important items at the top. As new items are added, they are placed in priority order based on their impact on the business.

- SCRUM Process Flow

- The team works on the set sprint backlog
- The team checks for daily work
- At the end of the sprint, the team provides product functionality
- The product backlog is a list where all information is included to achieve the final-product

- Benefits of Using the AGILE Methodology

Agile methodology is a set of practices and methods that encourage collaboration and flexibility in the development

process. It has become popular in recent years because it helps to improve communication, speed up project completion, and reduce risks. Following are some of the benefits of using agile methodology in your project.

- **On Time Delivery**

Organizations that adopt agile methodology achieve a number of benefits, including on-time delivery. The traditional waterfall development process often results in projects taking longer than necessary to complete. This is because the traditional process involves a long and detailed planning phase followed by a long and detailed development phase. During the planning phase, developers are required to compile a detailed list of features and specs, which can be difficult to change once the project has begun. This can also lead to delays in the development phase, as developers need time to incorporate all the proposed changes into the project.

Agile methodology, on the other hand, focuses on completing projects quickly and efficiently. This is done by breaking projects down into small, manageable pieces and building them until they are completed. This approach allows for more flexibility in project planning and development, which leads to quicker completion times. In addition, agile methods often result in improved quality because they allow for more rapid feedback and iteration between stakeholders.

- **Superior Quality Product**

Agile methodology is more than just a development methodology. It's a way of life, one that stresses collaboration and communication, focus on customer needs and constant learning. The benefits of embracing agile are clear: superior quality products that are delivered on time and on budget. With an agile process in place, communication between team members is key. This allows for seamless integration of new features and updates into the product, resulting in a better user experience and less rework. An agile process allows for quicker development times, leading to a faster time to market. This can be essential in the ever-competitive world of technology.

By implementing an agile process, you can reduce costs associated with developing. The streamlined workflow will help keep your team organized and coordinated, allowing for more accurate estimates and fewer missteps. An agile process leads to higher quality products by encouraging teams to work quickly and efficiently without compromising on quality. By minimizing errors from the start, you can ensure that your final product is of the highest caliber.

- **Customer Satisfaction**

The agile methodology is a process that helps organizations

to be more responsive to customers and improve their overall customer satisfaction. By using the agile methodology, organizations can increase their ability to respond quickly to changes in the marketplace and provide better service to their customers.

Organizations that use the agile methodology often find that they are able to improve their customer satisfaction ratings. This is because agile methods help organizations to become more responsive to customer needs, and this responsiveness can lead to improved satisfaction levels. In addition, agile methods help Organizations reduce the amount of time needed to deliver products or services, which can also lead to increased customer satisfaction.

Overall, the agile methodology is a useful way for organizations to improve their customer satisfaction ratings.

- **Better Control**

Agile methods allow for better control over project deadlines and product quality. By working incrementally and continuously testing, agile techniques help developers to find and fix errors early, saving time and money. Furthermore, agile methods promote collaboration among team members, which leads to a better understanding of the project and an increased ability to meet deadlines. With everyone working together in an open environment, the project can move more quickly and efficiently. Overall, agile techniques offer many advantages for both the developers and the organization as a whole - making it a popular choice for projects of all types.

- **Improved Project Predictability**

The agile methodology has been shown to be an effective tool for improving project predictability. This allows for better planning and communication, which in turn leads to a more efficient and successful project. One of the key benefits of using the agile methodology is that it helps to overcome the "waterfall model" mentality. The waterfall model is a process where a project is planned and executed in a sequential manner, with each step requiring prior completion of the previous step. However, this model can be inefficient because it can lead to delays in project milestones.

By using the agile methodology, projects are able to move faster and more efficiently through the stages of development. This allows for a more accurate prediction of when certain tasks will be completed and ultimately leads to a more accurate end product.

- **Reduced Risks**

Agile methodologies help to reduce the risks associated with project delivery. This is because they emphasize

communication and collaboration between team members, which helps to eliminate misunderstandings and potential conflict. Another benefit of agile methodology is that it allows teams to adapt quickly to changes in the environment. This means that they are able to respond more effectively to unforeseen challenges and problems. Overall, agile methods provide a number of advantages that can help organizations achieve their goals faster and with fewer risks.

- **Increased Flexibility**

Agile methodology has been shown to lead to increased flexibility. This is because agile encourages the use of short, iterative cycles that allow for changes to be made quickly and easily. As a result, projects are able to move faster and achieve their objectives more quickly. Furthermore, because agile is incremental, it is less risky and allows for corrections along the way. This methodology also leads to a better understanding of the problem and results in better solutions.

- **Continuous Improvement**

Agile methodologies are designed to help organizations achieve continuous improvement. According to the National Institute of Standards and Technology, "Each iteration of the agile methodology focuses on delivering working frequently, with a focus on customer satisfaction." This approach encourages teams to continuously assess their work and make necessary changes in order to improve the quality and efficiency of their work.

Agile development, according to Dipendra Ghimire, has an impact on team communication, project requirements, and project priorities, with more practices being followed correlating with better project outcomes. Rashina Hoda discusses the Rise and progress of Agile Development in a research paper, providing a historical review of agile's primary focus areas as well as a holistic synthesis of its tendencies, their progress over the past two decades, and agile's current position and anticipated future. Elvan Kula conducted a study called Factors Affecting On-Time Delivery in Large-Scale Agile Development, which discovered that factors like requirements refinement, task dependencies, organizational alignment, and organizational politics are perceived to have the greatest impact on time delivery, whereas proxy measures like project size, number of dependencies, historical delivery performance, and team familiarity can help explain a large degree of schedule deviations.

Problem Statement

Services providers in IT sector confront the issue of frequently changing requirements and the necessity to deliver project value fast while adjusting to these changes

in order to achieve time-to-market (TTM) targets. Agile project management methods may be modified in order to meet the needs of organizations while maintaining the essential ideals and concepts of agile techniques. Nguyen (2016) emphasizes the value of relevant agile engineering methodologies, appropriate technology and development tools, and customer involvement for agile production teams, which is consistent with earlier research on CSFs.

While there is a growing body of research exploring the impact of agile project management on different segments of industry, which aims to improve flexibility, collaboration, and customer satisfaction. However, there is a need for a comprehensive and empirical analysis to assess the true impact of Agile project management on IT projects e.g., how team composition interacts with agile project management practices. And then its subsequent impact on IT Projects is an area that requires further investigation. A potential negative consequence an organization may face if they fail to adopt Agile project management timely in IT is delayed and inefficient product/project delivery.

Research Gap

In contextual terms the research papers I've mentioned in previous slide, target specific region and in specific sector. In the light of the literature review I've found the following gaps which were not addressed previously in detail.

- Since many industries are realizing the necessity of agile management and embracing its practices, I would like to see the application of similar working on various other industrial sectors and possibly for other developing nations as well to see how cultural differences may affect its effectiveness.
- A comparative study between Agile and traditional project management to show pros and cons of each.
- Understanding long-term effects of Agile project management and investigating how Agile practices could influence IT Projects over extended periods.

Research Questions

- Does utilization of Agile Project Management (APM) methodologies is advantageous for success of IT (Operations and Services) functional domains?
- Which are the key factors associated with implementation of APM techniques which have the most significant impact on IT projects success?
- Is there a correlation between effective APM and factors like team size & adaptability, team

performance, and learning culture?

- Is it possible to come up with a validated conceptualized model for implementing APM for IT projects?

Objectives

Following objectives are essential to the research:

- To ascertain if the utilization of Agile Project Management (APM) methodologies is advantageous for success of IT (Operations and Services) functional domains?
- To identify the key factors associated with implementation of APM techniques which have the most significant impact on IT projects success?
- Is there a correlation between effective APM and factors like team size & adaptability, team performance, and learning culture?
- To come up with a validated conceptualized model for implementing APM for IT projects.

Research Significance

Agile project management methods have revolutionized the field of IT project management by providing a departure from traditional plan-based approaches. Agile, flexibility, collaboration with customers and iterative development have received a lot of attention and adoption in the IT sector.

II. LITERATURE REVIEW

According to Worldatlas in 2019, IT plays a big part in contributing to the global GDP. In the United States, for example, IT are the tenth largest contributor to GDP, accounting for 4% of the total (Worldatlas, 2019). To reduce the focus, this study will look exclusively at the IT component of IT, also known as "IT telecom." Two specific departments within IT telecom will be investigated i.e. IT Services Department and the IT Managed Services department.

IT department is an essential component that incorporates all IT services, from project management to rollout and delivery. It is crucial to highlight that many IT organizations have moved their focus from a product-oriented to a service-oriented strategy, giving rise to the dominance of the IT Services department (Williams et al., 2008). Apple, Amazon, and eBay are currently key market participants in the IT service provider arena, with a large presence and impact in the industry.

The operational characteristics and performance of the services offered by communications service providers, on the other hand, must be monitored by a IT department. 20% yearly growth has been recorded in the market for IT

services (Speta, 2011; Kumbakara, 2008). The market has been thoroughly examined by Speta (2011) and Kumbakara (2008), who have shown that it is extremely competitive, with a wide spectrum of service providers, from tiny businesses to huge corporations, competing for a competitive advantage.

It is clear how important project management is to many organizational endeavors. The emphasis has switched from product-centric to service-oriented approaches among IT services providers. As a result, organizations are giving their project managers and program directors top priority because they understand the critical role they play in managing these companies successfully.

When compared to conventional project management frameworks, agile project management approaches include a number of techniques that have proven to be more effective (Onag, 2017). Because they allow staff to adjust to constantly changing customer requirements, these strategies are highly advised for IT-related work and developing organizations (Doyle et al., 2005).

The timely completion of the project scope within the allotted budget is often seen as the definition of success for projects under the traditional idea of project management. Even if a project is finished on schedule and within budget, it is still important to emphasize its worth. This is such that if a project is not supplied with upfront value, market dynamics may change and perhaps make it obsolete (McGaughy et al., 2018). Let's use the development of a website as an example to highlight the importance of project value. However, the project would not be deemed successful if end users had difficulty finding the necessary information quickly. Another illustration involves putting an application atop a new technology, like 5G in the telecom sector. Failure to provide the application sooner would reduce its expected value if the project is intended to be finished within a year but, after six months, there is a pressing need for it since it has the potential to generate large money. Therefore, the ability to achieve the required outputs and benefits in line with strategic goals, regardless of adherence to budget and deadline constraints, is the primary definition of project success.

In the IT and digital industries, agile project management has grown significantly in popularity ("Kaur et al., 2015"). This is mainly because of the current digital revolution and the dynamic requirements that organizations must meet in order to complete projects. A thorough assessment of the literature was undertaken to pinpoint the research gap and lay the groundwork for the study. This review focused on the material that was pertinent to the subject at hand and identified the most suitable principles to direct the

investigation.

In agreement with these authors, Goncalves (2020) acknowledged the presence of various agile approaches, many of which have similar practices, traits, and philosophies. Nevertheless, each agile methodology has its own special techniques, jargon, and tactics when it comes to implementation. All of these approaches were compared by Goncalves (2020), who highlighted the benefits, drawbacks, and best practices of each method.

Scrum is a management and control system that handles iterations and increments across a range of project types. It is an adaptable framework that may be used with various agile approaches. Because Scrum may increase productivity while providing simplicity and flexibility, it has become increasingly popular within the agile technique. According to "Al-Zewairi et al. (2017) and Margini et al. (2017)", the Scrum framework offers rules for using product backlogs, working with cross-functional production teams, involving key roles like the product owner and scrum master, and holding sprint retrospective meetings. Agile teams may produce products with fewer problems and challenges by successfully performing sprints, which are crucial to both Scrum and agile approaches as a whole.

Lean software was created by Mary and Tom Poppendieck as an iterative process in 2003. They see it as a continuation of the lean business movement, which Toyota first applied to lean manufacturing. Lean software adheres to the following seven guiding principles in order to deliver complex software systems: According to "Al-Zewairi et al. (2017) and Margini et al. (2017)", these seven goals include generating knowledge, ensuring quality, delivering quickly, honoring commitments, promoting a culture of respect for people, optimizing the system, and removing waste. The lean technique relies on open lines of communication between consumers and programmers and places a significant emphasis on speed and efficiency. Lean places a strong emphasis on the flexibility and efficiency of individual or small team decision-making rather than the use of hierarchical decision-making procedures. The goal is to move the software development process along by making decisions more quickly and intelligently.

The Scrum method is used to make project conception easier while emphasizing continuous execution and preventing the IT team from being overworked. Scrum processes are intended to increase team productivity, much like scrum. The team may further boost performance by using a Scrum board to visualize the workflow, spot problems, and efficiently manage the flow by matching the workload with phase restrictions. The foundation of the Scrum Method is a set of guidelines/procedures for streamlining & improving workflow. It is an evolutionary

strategy that promotes gradual modifications to an organization's operations without creating havoc. Organizations can use Scrum to improve flow, shorten cycle times, and boost overall efficiency in their business processes by putting these concepts and practices into practice.

XP is regarded as one of the most commonly used and thought-provoking agile approaches, according to Kent Beck's (2004) description. It offers a methodical strategy for effectively and reliably creating high-quality apps. In order to develop functional applications and reduce time to market (TTM), XP places a strong emphasis on active user involvement in ongoing planning, monitoring, and rapid feedback. Technical practices in agile development such as the use of story cards, refactoring, automated verification and iterative development, have all been significantly impacted by this methodology. Planning is the first step in the XP process, and at this stage, several important factors are taken into account. The project's goals are established during this phase, and the expected cost is established as well. Designing a new system while staying inside the allotted budget and achieving user expectations is essential. Gathering end-user requirements is a key step in the analysis phase, and users are essential in defining all the features and expectations for the new system. The decision-making phase of the development process is followed by the design phase, during which the new system's blueprint is developed. In this stage, data flow diagrams, graphs, and other visual representations of project progress are created. Additionally, example prototypes may be formed to obtain client feedback that the programmer will utilize to develop the product. Following development, the software must then be implemented before being evaluated and having user input gathered. If the product doesn't satisfy customer needs, it goes through a maintenance phase to fix the problems.

The Crystal process is recognized as one of the easiest and most effective methods for developing applications. It includes a variety of agile systems, including Crystal Yellow, Transparent, and others. The importance of the system, the size of the team, and the project's objectives are just a few of the variables that have an impact on these systems. The Crystal family of techniques places a strong emphasis on the knowledge that every project has particular characteristics that call for adjustments to be made to the processes.

A dynamic system design methodology (DSDM) arose as a platform for business project management in 1994 to solve the problems brought on by the rapid advancement of technology. The method used to manage this expansion during the 1990s was frequently disorganized and lacking

in structure. But since its origin, DSDM has grown and matured, offering a well-structured framework for organizing, carrying out, delivering, and reproducing agile systems and iterative initiatives (Margini et al., 2017).

“Rajashima, Lim Bak Wee, Paul Szego, Jon Kern, and Stephen Palmer” created the Feature-Driven Development (FDD) technique. It is a method that, by first determining the structure of the agile model, emphasizes concept-driven, iterative work. Every two weeks, the "plan by feature, build by feature" process is used in various iterations. Due to their functionality and portability, these features are intended to improve the consumer experience.

To define success determinants from the perspectives of multiple stakeholders, Davis (2014) undertook a thorough integrative literature review. But he found that among the stakeholders he looked at, there were no consistent perceptions of these issues. For instance, project managers used a traditional methodology in which a project's success was determined by its ability to adhere to time, financial, and scope restrictions. This meant that the project had to be completed on schedule and within the allotted budget. On the other hand, according to project team members, communication and ongoing learning are signs of a successful project (Cooke-Davies, 2002). As their measure of success, senior management concentrated on generating benefits for the company. Despite the disparate perspectives and opinions of different stakeholders, Davis' research found that communication was the sole shared success component, which is consistent with the Project Management Institute's (2013) position.

Agile professionals participated in a survey study to determine the key success factors (CSFs). Unlike Davis, they were able to collect first-hand information to find key success elements and divide them into three major categories: (1) delivery strategies; (2) agile software engineering approaches; and (3) delivery team competencies. When applying agile approaches, the authors did not discover evidence to support several prerequisites. Stankovic et al. (2013) proposed two new success criteria relating to deadlines and cost after discovering that not all of these success factors could be used in the study they conducted in Yugoslavia. To further classify the observed success elements, Chow and Cao proposed five dimensions: organization, people, process, technical, and project.

Lindsjrm et al. (2016) found no appreciable differences between agile project management and traditional surveys when analyzing the impact of workgroup quality as a success element. They did note, however, that when using an agile methodology, the impact of teamwork quality on total teamwork performance was more apparent, highlighting the efficacy of the agile methodology.

Rehman and Nawaz (2020), on the other hand, discovered answers and suggested tools for testing software created using agile processes, allowing for the use of agile approaches to testing phases. Joslin and Müller (2015) discovered inconsistent evidence, despite Kaur et al.'s study highlighting the advantages. They found that using the project management approach for services results in more successful projects than using it for products. They also found that the likelihood of a project's success increased with the amount of project management expertise used in adopting the technique. Although the results are intriguing, it is yet unclear how they were arrived at.

Lalsing (2012) especially addressed team size with regard to attaining successful agile project management, emphasizing the significance of choosing the right team size at the outset. In agreement with Lalsing, Mohammad (2013) emphasized that the people, especially the client and agile team members, are the essence of the agile process.

Wang (2010) discovered that education, planning, and active engagement in the agile community are crucial for successful deployment. They also emphasized the importance of addressing technological implementation and architectural issues. Drury-Grogan (2014) examined CSFs from a different angle, emphasizing the team, crucial decision-making, and agile team iteration objectives. This supports the findings of Lalsing, Mohammad, Wan, and Wang, emphasizing the significance of the people aspect in the success of agile projects.

Conforto et al. (2016) adopted a distinctive stance by characterizing agility as culture as opposed to framework. Their findings suggest that agility should be considered as a team's performance rather than a fixed process or approach that must be rigidly adhered to. The stakeholders involved are essential to the agile methodology's success. Along with Tam et al. (2020), the authors also found that rapid project planning and customer interaction can be used to evaluate the performance of agile development. These results make it more difficult to determine whether the agile methodology actually aids in project management.

Project success was defined by de Carvalho et al. (2015) taking into account variables including schedule, cost, and margin. Regardless of the methods utilized, they discovered that project complexity positively influenced project success using a three-year quantitative longitudinal field survey. Their study demonstrated how project management enablers and initiatives have a favorable impact on project performance. In conclusion, both articles emphasized how important PM is.

Kalenda et al. (2018) emphasized the difficulties in putting agile project management into practice, such as resistance to change, quick adoption, problems with consistency, and

inclusion without agile business alignment. The writers came to the conclusion that, even while adopting a particular plan is not necessary inside an organization, the process or approach should be modified to satisfy client demands while preserving the fundamentals of agile methodologies.

Itai and Shtub (2019) investigated the methods used by organizations to evaluate the outcomes of their agile project management. They discovered that many projects fell short of the objectives of the organizations and the standards by which they were judged successful. According to the survey, organizations still use outdated success metrics like planned vs. real timeframes and product quality since they don't have the right tools to evaluate success using Agile Project Management Framework.

Understanding client loyalty and demands is a key component of the agile approach, which prioritizes providing the consumer with the entire market value. According to the principles of lean software development, any tasks that do not benefit the customer should be eliminated. Using a prioritized set of criteria to direct the production process and segregating criteria depending on their market worth are two ways to do this. According to Jarzbowicz and Sitko (2020), this pattern fits with particular design methodologies like Scrum or Extreme Programming.

In order to characterize the success criteria connected with the adoption of agile project management on a bigger scale than other papers, Misra et al. (2009) conducted a thorough study utilizing a strictly quantitative technique. The authors advocated team member empowerment, which is consistent with the results of prior studies on the topic. O'Sheedy and Sankaran's (2013) work concentrated on creating an agile project management framework and identifying the crucial factors for every stage of conventional project management. They agreed that more action research and practical applications needed to be investigated.

A study was undertaken by Sheffield and Lemétayer (2013b) to pinpoint crucial elements that affect project success when utilizing an agile methodology. They discovered that it's critical for the project environment and the selected agile approach to be in sync. In order to complete projects successfully, organizations should also decide on the right amount of software development agility.

Critical success factors (CSFs) were the subject of Hummel and Epp's (2015) research, and they discovered that self-governance is a crucial characteristic of agile project teams. Additionally, they emphasized how crucial management participation, agile values, customer participation, and good communication are at the organizational level. These results are consistent with earlier work on consumer interaction and organizational culture by Tam et al. (2020b). Researchers

have all agreed that organizational culture, customer involvement, and team dynamics are crucial components of agile methodology.

Nasir and Sahibuddin (2011) outlined twenty-six CSFs, highlighting the need of top management backing, competent project managers, customer input, accurate estimating, clear requirements, and good communication. 29 success variables were discovered by Dikert et al. (2016). They emphasized the significance of these elements while also recognizing the need for additional research in the area.

Papadopoulos (2015) emphasized how traditional project management has trouble responding to shifting client needs, necessitating the search for an alternate strategy. Agile project management may increase client satisfaction and eventually deliver the intended project value because to its flexibility in establishing needs and assuring project success.

Papadopoulos (2015) recommended the adoption of a tailored agile methodology for larger organizations, while more research was required to ascertain its efficacy. According to Pundak (2014), it is important to choose a project management technique depending on the kind, size, and relevance of each project because each one is unique. However, selecting a certain methodology for every project may be difficult and waste time and resources.

Abdalhamid (2019) observed that agile is preferable to traditional techniques because it can handle fluctuating needs and achieve faster time to market.

Agile may not always be the best option, according to Sharma et al. (2012), who compared it to other software development life cycles. This finding suggests that some organizations continue to work within a traditional framework. However, the authors discovered that in terms of productivity, performance, time to market, and risk analysis, agile initiatives typically exceed others. The researchers' objective to use agile methodology in the context of testing and quality assurance is aligned with the fact that agile procedures are frequently used in web-based and testing tools.

Robbins et al. (2016) identified a number of critical factors for success and failure in agile project delivery to ease the transition from traditional to agile project management. These include organizational culture, team member skill level and attitude, project type and planning, team structure, stakeholder involvement, and customer participation.

In order to illustrate how successfully implementing agile project management approaches can be, Paasivaara et al. (2018) used the research and design division of a sizable company like Ericsson as their case study.

Misra et al. (2010) claim that in order to successfully embrace agile project management approaches, organizations must take into consideration a number of elements. Changes in organizational culture, managerial style, knowledge management strategy, and development procedures are some of these influences. This is consistent with what Robbins et al. (2016) found.

It is crucial to remember that conventional models work well for simple projects with constant scope and specifications. Agile techniques, as emphasized by Reddy and Kumar (2020), are the suggested course of action for projects with unclear, ambiguous, and frequently changing requirements or scope. Additionally, Nurdiani et al. (2019) advise implementing agile practices in a particular sequence to get around any difficulties that may arise when switching from traditional to agile techniques.

Only 2.5% of businesses worldwide have a 100% completion rate for their projects, according to Rasnacic and Berzisa's (2015) analysis of project completion rates. The majority of projects were either over budget, overdue, or unfinished.

Lebdeh et al. (2020) assert that improving collaboration between various technical and management employees should be the solution to the integration problem when using agile approaches in large-scale organizations. It's critical to have efficient communication plans during the planning phase of a significant IT project. In order to optimize tasks and plans based on particular job specifications, it is therefore crucial to customize an agile structure before deployment for each project.

III. RESEARCH METHODOLOGY

The literature review indicates that software development is where Agile technique is most frequently used. The study on its use in IT services, however, is scarce. Only a few of the literature review's articles address its applicability to the IT sector. This dearth of research in the IT sector points to a knowledge vacuum. As a result, researchers will gain from the study project's findings that will add significant knowledge to the use of Agile methodology in the IT industry.

- Methodology

Quantitative approach uses data and statistics to describe, explain & even make predictions. It makes it possible to get first-hand information from a sizable sample size and can be used both cross-sectional and longitudinally across time. This methodology deals with issues including amounts, frequencies, amounts, causes, and processes. Even if surveys aren't the only tool used by quantitative researchers, they are by far the most popular ones.

The research process is guided by the methodology, which outlines the processes to accomplish the study objectives. It guarantees that the research questions are effectively answered. Quantitative data are gathered and analyzed in this particular investigation. In order to collect data, the survey approach is used, which entails asking participants survey questions. The survey is carried out through a variety of methods, including emails, phone calls, and in-person interactions. The researcher decided to use these channels to deliver questionnaires. By putting a focus on project value, this research seeks to assist the organization under examination in achieving its project goals. The quantitative method, which begins with quantitative data collecting and is followed by quantitative data analysis, is then applied after the aforementioned technique has been adopted. After that, qualitative data is gathered, and qualitative data is analyzed. The analytical outcomes from the quantitative step are used by the researcher to validate and explain the findings. In other words, the quantitative analysis of the main data acquired by the researcher comes after the analysis phase. An online survey is used as the data gathering mechanism for the quantitative method. The suggested technique guarantees the gathering of pertinent data, while identifying the research gap and guaranteeing that the research project's findings add to our understanding of the world.

Researcher will base the research methodology of analyzing the impact of agile project management on quantitative approach which shall include below steps to validate research questions and achieve its objectives.

Literature Review: Conduct a comprehensive review of existing literature on agile project management, IT management, and the intersection between the two fields. This helps identify gaps in knowledge, theoretical frameworks, and previous research findings.

Tools demonstrations: Use SPSS to analyze and visualize data collected from surveys and questionnaires This will help gather qualitative data on aspects such as productivity, collaboration, communication, satisfaction, and overall performance.

Organizational Surveys: Questionnaire designed to survey shall target project managers, consultants, and engineers with experience of 5 years at minimum within IBM of population size of 200.

Research Questions and Hypotheses: Develop specific research questions or hypotheses that guide the study. These questions are focused on investigating the impact of agile project management on IT projects and align them with research objectives.

- Conceptual Framework

According to Blomquist et al. (2016), the conceptual framework acts as a visual representation illuminating the relationship between independent and dependent variables. It will be used in this study to investigate the relationships between variables. Literature review revealed that many definitions of project success have been used by researchers. The literature also showed that various combinations of variables were used by researchers. Some only paid attention to the people element, while others took into account all factors, including the project, process, organization, and people.

Conceptualized model is shown below.

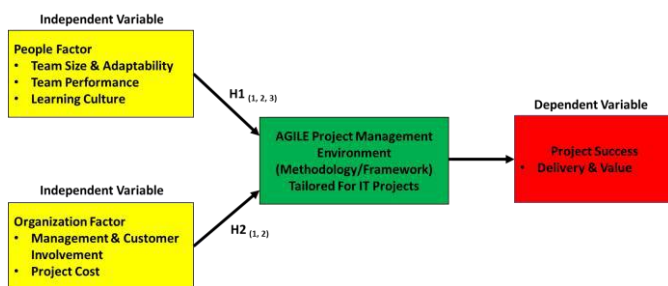


Fig 3.1: Conceptualized Model

Independent Variables

- People Factor (Team Size & Adaptability, Team Performance and Learning Culture)
- Organization Factor (Management & Customer Involvement, Project Cost)

Dependent Variable

- Project Success (Delivery & Value)

- Hypothesis

Following hypotheses are formulated for this research study:

Hypothesis 1

H1₁: A correlation exists between the size & adaptability of the team and project success (measured in delivery & value) when utilizing an AGILE Project Management Environment (Framework) Tailored for IT Projects.

H1₂: An association can be observed between team performance and project delivery when implementing an AGILE Project Management Environment (Framework) Tailored for IT Projects.

H1₃: A connection can be identified between learning culture and project delivery when employing an AGILE Project Management Environment (Framework) Tailored for IT Projects.

Hypothesis 2

H2₁: A correlation exists between management &

customer's involvement and project delivery when implementing an AGILE Project Management Environment (Framework) Tailored for IT Projects.

H2₂: A connection can be observed between project cost and project delivery when utilizing an AGILE Project Management Environment (Framework) Tailored for IT Projects.

- Data Collection

The process of gathering data used tools that were suited for the topic of research, such as surveys for both quantitative and qualitative methodologies. Quantitative approach was used to start the investigation. Random sampling approach was used to calculate sample size or assuring fairness and reduce bias. A survey (Jisc, 2020) was given to the chosen sample in order to thoroughly evaluate the links between the independent and dependent variables. The analysis tool used was SPSS, which was used to analyze the data gathered and look into causal effects. The survey data for this research endeavor underwent both descriptive and inferential analyses. It's vital to remember that the survey had a cross-sectional design.

- SPSS Tool

A popular piece of software for social science research and data processing is called SPSS (Statistical Package for the Social Sciences). It offers a full range of tools for organizing, managing, and analyzing data as well as producing reports and visualizations. Researchers can enter, modify, and change data using SPSS to get it ready for analysis. This involves activities including importing data from different sources, cleaning and recoding variables, and developing new variables based on old ones.

After the data has been generated, a variety of statistical techniques and processes are available in SPSS for analysis. These comprise inferential statistics like t-tests, analysis of variance (ANOVA), regression analysis, and chi-square tests as well as descriptive statistics like mean, median, and standard deviation. These techniques assist researchers in finding patterns, connections, and linkages in the data and in drawing statistical conclusions about the population under study.

Researchers with different degrees of statistical knowledge can use SPSS because of its user-friendly graphical interface. Users can create Tabs, charts, and graphs to present and visualize their findings.

Overall, SPSS is an effective tool for managing data and performing statistical analysis, allowing researchers to rigorously and methodically analyze their data and draw conclusions from it.

- Ethical Considerations

Throughout the course of the project, the researcher made

precautions to uphold ethical standards. The right to withdraw from the survey was given to participants, and they were not required to give a reason. Additionally, the acquired data was safely preserved and not made public in its unprocessed form. Prior to taking part in the study, participants had to give their permission. It's critical to remember that every participant was older than 18.

IV. DATA ANALYSIS AND DISCUSSION

- Data Collection

With great consideration given to its design, the survey was used as the primary approach for gathering data in order to properly answer the study questions. The survey questions were developed to provide responses and insights related to the research objectives by drawing on the knowledge obtained from the literature review. Questionnaire was divided into four main sections: Demographic questions were in Section 1, and the details of the Agile project were in Section 2. Agile success elements were covered in Section 3 before success perception was examined in Section 4.

In order to collect data for the study's analysis and conclusion, a set of demographic questions were added to the survey. The five particular questions in the demographic section were designed to gather information about the participants' positions, ages, departments, and other pertinent criteria. Because demographic questions were included, statistical analysis was made easier and survey respondents' responses could be thoroughly examined in light of numerous demographic factors.

Gender	Age	Department
Position	Location	

Tab 4.1: Demographic Questions

The researcher gathered feedback on important issues such project management approach, project definition, and scope within the area devoted to Agile project information. In addition, the poll asked about the three crucial success factors as shown in the table below. This section's data collection yielded important insights into certain particular facets of Agile project management.

Project Management Methodology	Project Definition	Team Capability
Customer Involvement	Management Involvement	

Tab 4.2: Project Information

The researcher received replies from the section on Agile

success criteria that offered insights into a number of independent variables. To obtain information on aspects including team size & adaptability, team performance and learning culture, questions were developed. These replies were gathered in order to perform a thorough analysis of these factors and how they affected the study's findings.

Team Size and Adaptability	Team Performance	Learning Culture
Proper Training	Implement Complete Methodology	Active Management in the learning implementation
Team Access External Resources	Team Colocation	Corporate Size

Tab 4.3: Success Factors

Participants were asked a series of questions about how they saw success in the survey's final segment. With the use of these questions, the survey's participants were asked to provide their opinions on the efficiency of the Agile PM approach in IT department. This component is crucial because it gives the researcher important information about how participants perceive and use Agile project management approach. This information will be used to inform the study's overall analysis and conclusions.

Agile in IT Services Functional Domain	Agile in IT Operations Functional Domain
--	--

Tab 4.4: Perception of Success

Likert Scale was used.

Strongly Disagree	Disagree	Neither agree nor disagree
Agree	Strongly Agree	

Tab 4.5: 5-Point Likert Scale

- Descriptive Statistics

The survey was sent to 200 target project managers, consultants, and engineers with experience of 5 years at minimum within IBM. Responses from 110 respondents were received in the survey sample, meaning that everyone who participated answered every question. There were no missing data points. This sample size, which is greater than 100, can be regarded as a normal sample and allow for direct analysis. The demographic data from Section One analysis showed that there were no missing data and that all survey respondents submitted legitimate responses. For instance, the variable Age had a mean of 3.69 because all 110 respondents supplied a response. This shows that most survey respondents are over 40 years old. A kurtosis score of -0.439 shows that the tail of the distribution is slightly skewed to the left of the mean, while a skewness value of 0.154 suggests that the data distribution is relatively symmetrical. In terms of gender distribution, 95 out of 110 survey participants—or 86.4% of the sample—were male,

while 15 out of 110—or 13.6%—were female. The fact that over 40 percent of survey respondents are clearly senior personnel is demonstrated by the poll results. Further confirming the idea that most workers in this field are older, the majority of respondents who fell within the medium age group were between 36 and 40 years old.

In terms of departmental representation, 31.8% of respondents were from the IT Services department, compared to 68.2% from the department of IT operations. The IT operations department within the chosen organizations (IBM) may be greater in size than the IT Services department, notwithstanding the fact that the sample was randomly chosen. The frequency and percentage of survey respondents by department were examined, and it was discovered that 48.2% of respondents held positions such as project/program managers, while 22.7% of respondents represented program directors, a major position in the department of IT operations. 1.8% of the employees in the IT Services division were chiefs, and 2.7% were directors. The statistics are shown in the Tab below:

Respondents Gender		Age	Department	Org Level
N	Valid	110	110	110
	Missing	-	-	-
Mean		1.12	3.78	1.23
Skewness		2.125	.143	.783
Std. Error of Skewness		.241	.241	.241
Scrum		2.652	-.429	-1.388
Std. Error of Scrum		.461	.461	.461

Tab 4.6: Statistics

Frequency		Valid Percent	Cumulative Percent
Valid	Male	95	86.4
Female		15	13.6
Total		110	100

Tab 4.7: Gender

	Frequency	%	Valid %	Cumulative %
Valid	<or = to 30	2	1.79	1.79
	31 to 35 Years	15	13.4	15.4
	36 to 40 Years	33	29.9	45.4
	41 to 45 Years	34	30.8	76.5
	46 to 50 Years	17	15.4	91.7
	Above 50 Years	9	8.3	100.0
	Total	110	100.0	

Tab 4.8: Age

	Frequency	%	Valid %	Cumulative %
Valid	IT Operations	75	67.18	67.18
	IT Services	35	32.01	100.0
	Total	110	100.0	

Tab 4.9: Department

	Frequency	%	Valid %	Cumulative %
Valid	Project/Program Manager	53	47.32	47.32
	Program Director	25	21.67	71.89
	Head/Manager	10	8.21	79.99
	IT Operations Head / IT Services Head	17	14.46	94.88
	IT Operations Director	3	2.69	97.42
	IT Services Director	2	1.79	100
	Total	110	100	

Tab 4.10: Position

		IT Operations	IT Services	Total
Gender	Male	65	30	95
	Female	10	5	15
Total		75	35	110

Tab 4.11: Gender by Departments

		Age						Total
		Less than or equal to 30	31 - 35	36 - 40	41 - 45	46 - 50	Above 50	
Gender	Male	0	13	27	30	16	9	95
	Female	2	2	6	4	1	0	15
Total		2	15	33	34	17	9	110

Tab 4.12: Gender &Age

Reliability

Based on the presented Tab, it was determined that the data was dependable after evaluating the dependability of both the dependent and independent variables.

Variable	Reliability Test (Cronbach's Alpha)
Team Size & Adaptability	0.799
Team Performance	0.563
Learning Culture	0.723
Management & Customer Involvement	0.744
Project Cost	0.754
Delivery & Value	0.748

Tab 4.13: Testing Reliability

Correlation

By formulating hypotheses, you can assess and examine the potential association between dependent and independent factors. p-value is 0.007 in the Tab below, which is less than 0.01, suggesting statistical significance. This shows a 0.255-positive association between the size of the crew and the importance of the project. The p-value in Tab is 0.000, which also denotes statistical significance. Consequently, there is a positive correlation of 0.392 between team communication and project value. Similar to Tab shows a positive correlation of 0.538 between team performance and project value with a p-value of 0.000, showing statistical significance. The p-value is 0.000, indicating statistical significance. This suggests a link between management engagement and project value of 0.482, which is favorable. The final result is shown, where a p-value of 0.001 (less than 0.01) denotes statistical significance. This results in a correlation coefficient of 0.312 b/w customer involvement & project value that is showing positive link.

		TEAM SIZE & ADAPTABILITY	PROJECT DELIVERY & VALUE
TEAM SIZE & ADAPTABILITY	Pearson Correlation Coefficient (PCC)	1	.266**
	Sig. (2-tailed)		.007
	N	110	110
Project DELIVERY & Value	PC	.266**	1
	Sig. (2-tailed)	.007	
	N	110	110

** Correlation is significant at the 0.01 level (2-tailed).

Tab 4.14: Team Size/Adaptability & Project Delivery/Value

		Project Delivery/ Value	Team Performance
Project Delivery / Value	PCC	1	.383**
	Sig. (2-tailed)		.000
	N	110	110
TEAM PERFORMANCE	PCC	.383**	1
	Sig. (2-tailed)	.000	
	N	110	110

** Correlation is significant at the 0.01 level (2-tailed).

Tab 4.15: Team Performance/Project Delivery-Value

		Project Delivery/Value	Learning Culture
Project Delivery/Value	PCC	1	.547**
	Sig. (2-tailed)		.000
	N	110	110
LEARNING CULTURE	PCC	.547**	1
	Sig. (2-tailed)	.000	
	N	110	110

** Correlation is significant at the 0.01 level (2-tailed).

Tab 4.16: Learning Culture/Project Delivery-Value

		Project Delivery/Value	Management & Customer's Involvement
Project Delivery/Value	PCC	1	.473**
	Sig. (2-tailed)		.000
	N	110	110
Management & Customer's Participation	PCC	.473**	1
	Sig. (2-tailed)	.000	
	N	110	110

** . Correlation is significant at the 0.01 level (2-tailed).

Tab 4.17: Management & Customer's Involvement/Project Delivery-Value

		Project Delivery/Value	Project Cost
Project Delivery/Value	PCC	1	.323**
	Sig. (2-tailed)		.001
	N	110	110
Project Cost	PCC	.323**	1
	Sig. (2-tailed)	.001	
	N	110	110

** . Correlation is significant at the 0.01 level (2-tailed).

Tab 4.18: Project Cost & Project Delivery/Value

Variable	Pearson Correlation
Team Size & Adaptability	0.263
Team Performance	0.375
Learning Culture	0.543
Management & Customer Involvement	0.490
Project Cost	0.325

Tab 4.19: Correlation Analysis Summary

4.5. Regression

The researcher performed a regression test as an additional investigation to check the accuracy of the five hypotheses.

According to the Tab below, the association between team size/adaptability and project delivery/value has an R-squared value of 0.065, or a prediction percentage of almost 6.5%. This proportion is regarded as being extremely low. The association between team performance and project

delivery/value has an R-squared value of 0.154, which translates to a prediction rate of about 15.4%. This percentage is likewise thought to be quite low. The R-squared value for the association between Team performance and project delivery/value is 0.29, which corresponds to a low prediction percentage of about 29%. Additionally, the link between management & customer engagement and project delivery/value has an R-squared value of 0.233, translating to a prediction percentage of roughly 23.3% that is likewise considered low.

	Mean	Std Deviation	N
Project Delivery/Value	4.0643	.51305	110
TEAM SIZE & ADAPTABILITY	4.0898	.57989	110

Tab 4.20: Team Size & Adaptability

Model	R	R Square	Adjusted R Square	Std. Error of the Estimate	Change Statistics		
					R Square Change	F Change	df1
1	.253	.058	.049	.47733	.058	7.498	1

Tab 4.21: Team Size/Adaptability & Project Delivery/Value

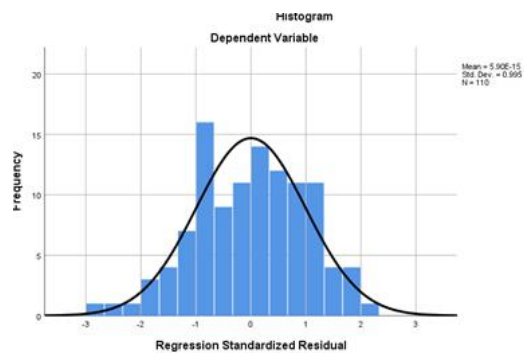


Fig 4.1: Histogram Team Size/Adaptability

	Mean	Std. Deviation	N
Project Delivery/ Value	4.0677	.51045	110
TEAM PERF	4.3967	.43487	110

Tab 4.22: Team Performance

Model	R	R Square	Adjusted R Square	Std. Error of the Estimate	Change Statistics		
					R Square Change	F Change	df1
1	.383 ^a	.139	.143	.45896	.148	19.564	1

Tab 4.23: Team Performance & Project Delivery/Value

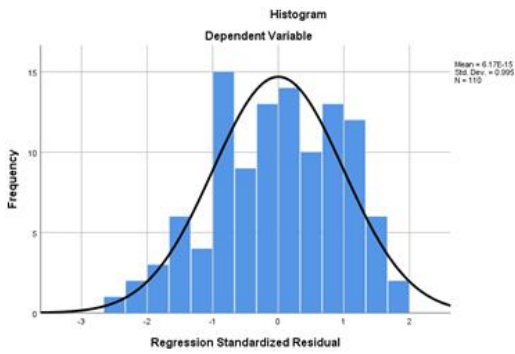


Fig 4.2: Histogram Team Performance

	Mean	Std. Deviation	N
Project Delivery/ Value	4.0693	.51367	110
LEARNING CULTURE	4.3782	.3782	110

Tab 4.24: Learning Culture

Model	R	R Square	Adjusted R Square	Std. Error of the Estimate	Change Statistics		
					R Square Change	F Change	df1
1	.529 ^a	.288	.278	.43444	.288	44.045	1

Tab 4.25: Learning Culture & Project Delivery/Value

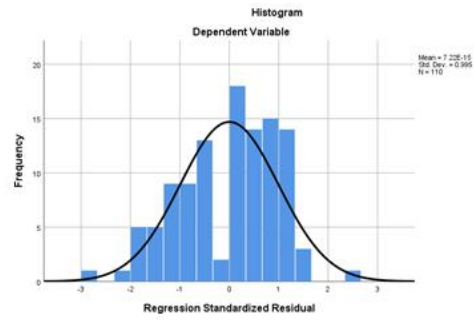


Fig 4.3: Histogram Learning Culture

	Mean	Std. Deviation	N
Project Delivery/Value	4.0810	.50347	110
Management & Customer involvement	4.2434	.45386	110

Tab 4.26: Management & Customer Involvement

Model	R	R Square	Adjusted R Square	Std. Error of the Estimate	Change Statistics		
					R Square Change	F Change	df1
1	.473 ^a	.244	.234	.43899	.245	32.689	1

Tab 4.27: Management & Customer Involvement and Project Delivery/Value

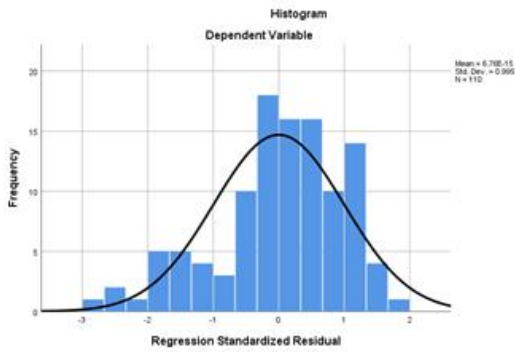


Fig 4.4: Histogram Management & Customer Involvement

	Mean	Std. Deviation	N
Project Delivery/Value	4.0699	.50310	110
Project Cost	4.2428	.50483	110

Tab 4.28: Project Cost - Descriptive Analysis

Model	R	R Square	Adjusted R Square	Std. Error of the Estimate	Change Statistics		
					R Square Change	F Change	df1
1	.323 ^a	.089	.091	.47045	.097	11.701	1

Tab 4.29: Project Cost & Project Delivery/Value

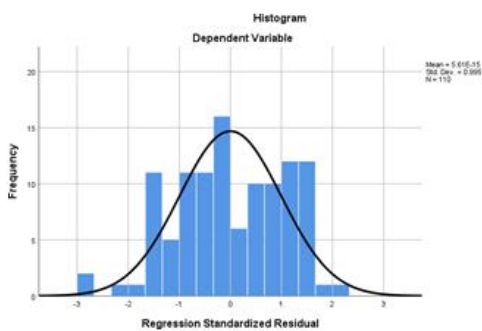


Fig 4.5: Histogram Project Cost

Variable	R Square
Team Size & Adaptability	0.059
Team Performance	0.143
Learning Culture	0.289
Management & Customer Involvement	0.244
Project Cost	0.084

Tab 4.30: Regression Analysis Summary

V. DISCUSSION AND CONCLUSION

- General Discussion

The study used a quantitative approach to its technique. Out of 200 questionnaire’s distributed, 110 participants completed the survey, yielding valid data with no questions skipped or left out, according to the primary data gathering process. A reliability test was performed to ensure the consistency of the independent and dependent variables, and the results supported the statistical consistency of the study and its applicability for making decisions. Except for team performance, which had a reliability coefficient just above 0.5, suggesting lesser reliability, the Cronbach's alpha test findings showed that all variables were trustworthy because they all exceeded a threshold of 0.7 (Field et al., 2013). It is important to keep in mind that while the demographic data from the survey may be important for the organization’s, it is not a crucial component of the research study.

In terms of demographic data, just 13.6% of survey respondents identified as female, while 86.4% identified as male. Participants between the ages of 36 and 40 made up roughly 30% of the total, while those between the ages of 41 and 45 made up roughly 30.9%. As a result, more than 60% of respondents were between the ages of 36 and 45, with 8.2% of respondents being above 50, indicating higher organizational experience.

5.1. Analysis of Research Questions

1st Research Question

Does utilization of Agile Project Management (APM) methodologies is advantageous for success of IT (Operations and Services) functional domains?

By analyzing how survey participants and interviews approached this topic, the primary data analysis will shed light on the first research question. Questions in the survey directly addressed this topic. According to the poll findings, 39.1% of participants agreed with the assertion that applying APM in IT Operations would be more successful than using the conventional method, while 37.3% strongly agreed. However, only 2.7% of respondents disagreed, and 20.9% remained undecided. We get a total of 76.4% of respondents endorsing the idea when we include the percentages of those who agreed and strongly agreed, demonstrating a high level of agreement across the dataset.

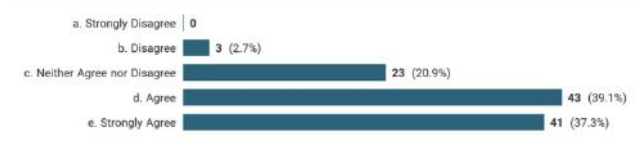


Fig 5.1: Is agile project management successful in IT

operations compared to the traditional approach?

In addition to confirming the value and effectiveness of using “agile methodology” in department of IT operations, as previously proposed by Sjödin et al. (2020), the study's findings also help close the research gap in the field of IT Operations. Additionally, the findings provide insight into the application of APM in the IT Services department, an area that received little focus in earlier studies by Speta (2011) and Kumbakara (2008).

Participants in the poll were questioned about the possibility of agile project management success in IT Services department. 29.1% of the respondents said they highly agreed with the statement, while 37.3% said they only agreed. In comparison, 4.5% of respondents disagreed, 28.2% did not respond, and 0.9% strongly disagreed. We note that 66.4% of respondents were in agreement when we add the percentages of those who agreed and strongly agreed. In comparison to the proportion of respondents who disagreed with the proposal, this proportion is statistically significant.

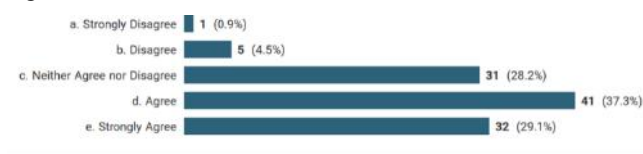


Fig 5.2: APM will be Successful in IT Services if Applied?

This connection suggests that the company has already started applying APM methodology across its international R&D operations. The application of this practice should, however, be done in stages, it is crucial to emphasize. In conclusion, the answer to research question 1 is yes, albeit under specific circumstances. These circumstances are consistent with the body of literature and advise the organizations to start with pilot projects.

2nd Research Question

Which are the key elements associated with implementation of APM techniques which have the most significant impact on IT projects success?

It sought to ascertain whether the organization's practices were consistent with the body of literature or if new insights could be acquired that would be useful for further study. The statistical overview is shown below:

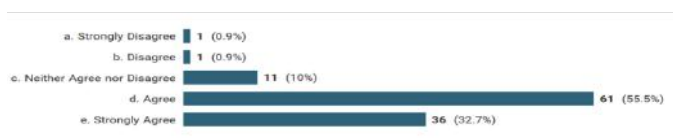


Fig 5.3: Using APM Methodology - Can It Achieve Project Delivery/Value?

Sizable majority of respondents to the survey of 55.5% agreed that using an APM technique can result in the achievement of project delivery/value. Less than 1% objected, 10% stayed indifferent, and 32.7% strongly agreed with this assertion. A total of 88.2% of respondents agreed or strongly agreed with the concept when the percentages of those who agreed and strongly agreed are added together. According to Diegmann et al. (2018), these results show an increasing belief in the efficiency of APM technique and its favorable impact on project success, which is consistent with both the interview responses and the body of current literature.

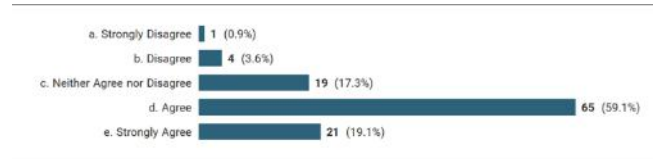


Fig 5.4: Do you agree that the project will achieve project deliverables if it is monitored using the APM method instead of the traditional method?

Approximately 78.2% of survey participants concurred that the project definition and framework have the potential to result in project success. Within this group, 59.1% said they only agreed, and 19.1% said they highly agreed. These results are consistent with the Tab that emphasizes the significance of the Agile Project Management Framework/Environment. According to the survey respondents, training (learning culture) is one of the most important “critical success factors” (CSFs), as shown in the Tab below, which is consistent with the aforementioned training information.

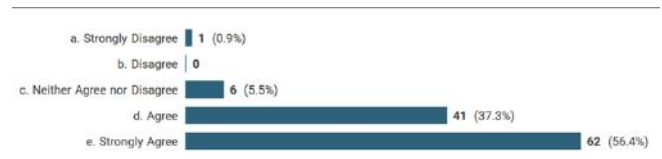


Fig 5.5: Comprehensive Training on use of Agile will have Significant impact on implementing this methodology by team and Achieve Project Value?

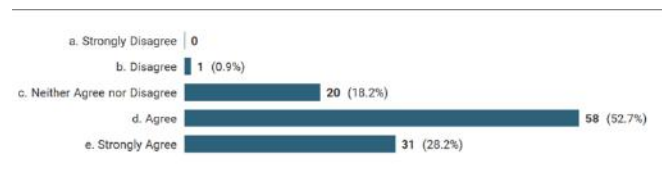


Fig 5.6: Providing Training (learning culture) to Team

When the survey results were statistically analyzed, it was found that 93.7% of the respondents agreed that training (learning culture), specifically appropriate training in agile project management, is key success factor in achieving project value when using APM methodology.

Respondents' answers to direct question also agree with the preceding Tab and critical success factors (CSFs) designated as the framework, as well as the following examples of current literature:

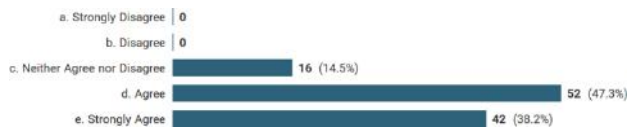


Fig 5.7: Complete Methodology Implementation Plan Will Significantly help Implementing APM Environment Framework Tailored for IT Projects.

The vast majority of survey participants nearly 85.5% agreed that following an Agile Project Management Framework is one of the key “critical success factors” (CSFs) when putting into practice an agile project management technique. These conclusions are consistent with the body of literature.

3rd Research Question

Is there a correlation between effective APM and factors like team size & adaptability, team performance, and learning culture?

In order to assess the relationship between the dependent factors and independent variable, correlation analyses were conducted. The results unequivocally demonstrate a positive association between project delivery (dependent variable) and the five independent variables. Notably, learning culture and Management/Customer participation exhibited the strongest relationships, followed by the team performance, Management/Customer participation, and team size and adaptability.

There exists correlation b/w every variable and dependent variable, as shown by the significance level of $p < 0.01$ for all statistical tests conducted on the variables. The above-mentioned Tab's correlation coefficient, which is greater than 0.5, shows a strong relationship between team performance and project delivery/value. The people element, which is acknowledged as one of the crucial aspects alongside organization, process, and technical aspects in the literature, is related to variables including team size and adaptability, team performance, and learning culture.

With exception of people performance, Chow and Cao's (2008) study found little evidence to support all people characteristics as key success factors (CSFs). Their work is

extensively cited and warrants more research, particularly with regard to the people component. The results of the current study concur with their findings, demonstrating that team performance shows the greatest association.

Wan and Wang (2010) also highlight the significance of team competency, which is consistent with the findings of Dikert et al. (2016). It is essential for organization's to carefully evaluate the selection of the right individuals and team size and their adaptability in order to successfully apply APM methodology and achieve project success. Team competence/performance was recognized by Aldahmash et al. (2017) as one of the crucial success elements associated with the people factor, but they stressed the need for additional research to ascertain the relative weight of each crucial aspect. Although Tsoy and Staples (2020) concur that team size and performance are important, their study lacked quantitative testing. Er Meenakshi (2020) emphasized the value of effective teamwork and communication, which points the way for future studies on other crucial elements.

Quantitative technique was used to cross-reference, clarify, and validate the findings due to the paucity of literature in the IT industry. Learning environment emerges as very important component, closely followed by team performance and team size/adaptability.

Study's findings demonstrate that the participants think these three human component traits have some bearing on a project's ability to succeed when employing the agile project management methodology. Given that there is a link but there is no straight “one-to-one mapping”, the statistical findings for these variables do not indicate a significant correlation. Learning culture is considered as being essential to success in the agile process, and team performance emerges as a key CSF.

The respondents emphasized the drawbacks of looking at each variable separately when asked to explain the reduced correlation between project delivery as the dependent variable and team size/adaptability as well as the moderate correlation with team performance. They gave the example of a team that was appropriately sized but had poor communication and average performance, which might not be successful. The researcher then combined all variables related to the people component into one variable. Unfortunately, as shown, the result showed a moderate association. However, more study and research are needed to determine the cause of this link.

In conclusion, the research results show that there is a relationship b/w team performance, size/adaptability and learning environment. These three factors have a range of association coefficients, from high to medium to low, as shown by survey respondents' responses and corroborated

by the body of existing knowledge.

It is important to stress that there is a severe lack of research particularly evaluating the combined effect of these three variables in the literature. As a result, this study endeavor significantly advances knowledge in the field of IT. The study clarifies the reasons why there isn't a significant correlation coefficient when all variables are taken into account, pointing to the necessity for more investigation into and comprehension of this phenomenon.

In this research, the researcher concentrated on two organizational element variables: management and consumer involvement. There was some diversity in how management engagement was seen during the interviews, with some interviewees viewing it as micromanagement and others as governance. However, given the medium correlation value and the correlation coefficient, it suggests that most survey participants viewed management engagement as governance.

Management and customer involvements have correlation coefficients that are more than 0.3, showing a moderate relationship between the two variables. Both relationships were discovered to be favorable as well. Although Misra et al. (2009) and Chow and Cao (2008) both acknowledged the importance of management engagement as a main critical success factor, they did not uncover a correlation. Wan and Wang (2010), on the other hand, were able to designate both the flexible leadership management and the customer involvement as CSFs.

Customer involvement was recognized as the most important organization factor in Tsoy and Staples' (2020) research. Their study took into account micromanagement, as well as consumer involvement in governance and support, which is compatible with the knowledge gleaned from the interviews conducted for this research project. Project success was regarded dependent on both management and consumer involvement. The importance of these two variables was underlined inside the organization factor, expanding on the findings of Chow and Cao (2008), even though they were not given specific focus in the literature. The following conclusions were reached based on survey questions about management involvement:

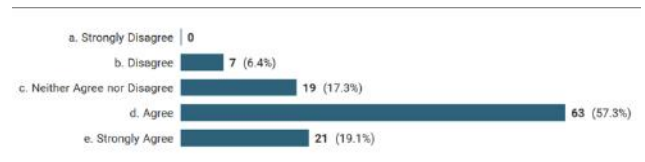


Fig 5.8: Management Involvement Using APM Method Achieves better Project Delivery/Value

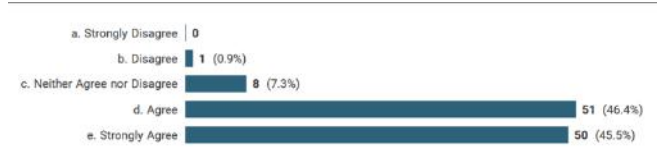


Fig 5.9: Management Involvement & Support

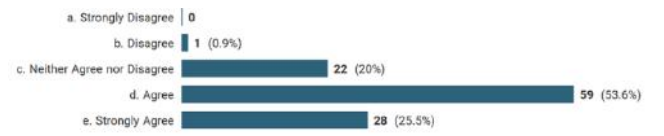


Fig 5.10: Management Involvement shows substantial Impact on the Application of APM Methodology

According to the aforementioned graphs, a sizable majority of survey participants—between 80% and 90%—agree that management interaction is a critical success factor (CSF). The stronger correlation coefficient found for management involvement compared to other categories reflects this high level of agreement.

The following findings can be drawn from an analysis of the customer involvement survey questions:

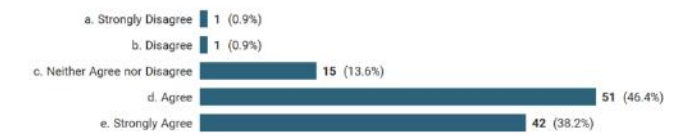


Fig 5.11: Customer Involvement shown promising Impact on Application of Agile Methodology

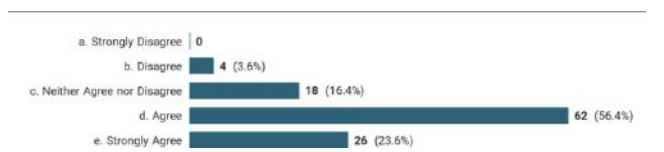


Fig 5.12: Customer Involvement Achieves higher Project Value When Moderated by APM Methodology

Based on the survey data, around 90% of the participants acknowledged the significance of customer participation as a CSF, with moderately strong association. This outcome highlights the necessity for more comprehensive investigations into customer involvement that delve beyond team performance to explore the reasons behind the absence of a significantly positive association.

Gathering primary data was important in order to respond to three research questions and reach the project's goals. The relationship between dependent variables and the

independent variable, as described in the conceptual model, was validated by the quantitative data collected from the survey respondents. It is noteworthy that the approach used supported the criteria and adhered to the body of prior research.

To see if dependent variable could be predicted on the basis independent factors, the researcher ran extra study to look at the variables' regression. R-squared values, which quantify how well dependent variable can be anticipated from the independent variable, were obtained from the regression analysis for each variable. The regression analysis's findings show that team size and adaptability only explains 6.5% of the variation in the dependent variable, leaving it unable to account for 93.5% of the variability. A similar 15.2% of the variance is explained by team performance, leaving an additional 84.8% unaccounted for. 29% of the variability is explained by learning environment, whereas 71% is still unclear. 23.3% of the variance is explained by management engagement, leaving 76.7% unaccounted for. Finally, 9.8% of the variance is explained by consumer interaction, leaving 90.2% unaccounted for.

These findings imply that although there is a correlation between the variables, none of the independent variables can reliably predict the dependent variable, project success under the agile project management method. In other words, none of the independent variables by themselves can be relied upon to predict the outcome of a project. This result emphasizes the need for additional study in this field.

Survey respondents expressed agreement over the applicability of agile approach to testing and quality assurance. This disparity emphasizes the necessity of further investigation to comprehend these issues in greater depth.

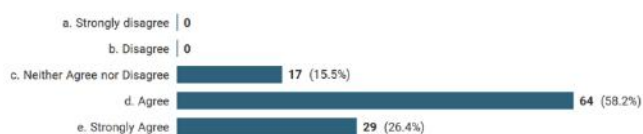


Fig 5.13: Success if used in Testing Phases

Akerele et al. (2014) found that approximately 93% of respondents felt that agile approach can be used effectively in quality assurance, notably in areas like unit testing, acceptance testing methods, and user acceptability testing.

5.2. Present Research Recommendations

There are a number of topics that demand additional study and research. Although only five variables were chosen for examination in the current research project, it is advised that future studies go even further into the people and organization components. It is critical to investigate why,

although being acknowledged as being essential to project success, team performance does not show the highest correlation coefficient. It is also crucial to look more closely at how management engagement and customer involvement affect bigger initiatives.

If given additional time, the researcher might also think about carrying out a longitudinal survey to collect data over a lengthy period, which would improve the dependability of the results. The study also recommends that the company launch trial projects utilizing several agile approaches, particularly Scrum, to evaluate their efficacy.

The researcher draws the conclusion that Scrum is an appropriate agile project management approach for the IT domains based on the outcomes of this study project. The study emphasizes the value of regular standup meetings, small team numbers, and team competence as factors that influence project success. Additionally, the study highlights the need of daily customer interaction and suggests that management involvement be centered on governance rather than micro-managing. The independent and dependent variables were not shown to have a causal link in this study; hence, additional research is required to investigate the causality and association of these variables.

- Professional Contribution

The adoption of APM technique in the IT industry is the specific emphasis of this research project. The findings of this study show how successful and useful the Agile methodology has been in IT operations and services departments. The research project also broadens the use of Agile methodology in testing and quality assurance, which has not been thoroughly investigated in the IT industry. The originality enriches the study and adds to the corpus of knowledge already in existence.

The five Critical Success Factors (CSFs) are being applied and validated for the first time in this research study of its sort. High correlation and regression results indicate the value of customer interaction and team size/adaptability or performance for the organization. The importance of team performance as a CSF was again emphasized by the survey respondents. The organization is advised to give priority to these CSFs, guarantee the right team size/adaptability for each project, actively involve clients during all project phases, hold daily standup meetings for efficient team performance, and ensure the team's proficiency with Agile project management techniques. It is crucial that management/customer's participation be kept to governance and not micromanagement. The company should also analyze current contracts to make sure they follow agile principles and think about implementing agile approaches in new contracts.

The five CSFs for effectively implementing Agile

methodology in IT department of IBM are clarified by this research project, which serves as a summary. These CSFs should be carefully considered by project managers, directors, program managers and chief operating officers of IT department. This study is the first of its kind in the world of IT and adds significantly to the body of knowledge in this area.

VI. FUTURE RESEARCH

It is of upmost to emphasize that the company has made significant investments in “artificial intelligence” (AI) and “machine learning” (ML) and is actively involved in these fields. It is crucial to do research in these areas given the organization's focus on AI and ML in order to secure future breakthroughs. Applying the Agile project management technique becomes more important, especially given that the company has an advantage over its rivals in this industry.

The contract type and employee culture are two further characteristics that the researcher advises investigating. These elements may have a big impact on whether or not you choose using APM methodology. The organization's upcoming projects would benefit greatly from further research into these issues.

The research also advises adopting pilot projects to test out various Agile techniques, particularly Scrum, in order to validate the benefits of Time to Market (TTM). By participating in such pilot projects, the organization will be able to obtain real-world experience and identify the Agile methodology that best suits their unique requirements.

Research Limitation

The project, however, had difficulties in extrapolating dependent variable from five independent variables, highlighting the need for further focused investigation. Instead of conducting a longitudinal survey, which might have produced more thorough and trustworthy data over time, time restrictions forced the conduct of a cross-sectional survey. Additionally, the project did not take into account some independent variables, such as the type of contract, which according to respondent comments emerged as a key factor for project success under Agile approach. If given more time, performing extensive research on a bigger project within the IT industry could assist the organization conducting the research in numerous ways. The research project has nevertheless successfully emphasized the significance of Agile project management for the administration of organization's in this area.

REFERENCES

- [1] Abbas, N., Gravel, A.M., Wills, G.B. (2008) Historical roots of agile methods: Where did ‘Agile thinking’ come from? Lecture Notes in Business Information Processing. 9 LNBIP, 94–103.
- [2] Abdalhamid, S. (2019) Agile and Quality: A Systematic Mapping Study. 2019 International Conference of Computer Science and Renewable Energies (ICCSRE), 1–7.
- [3] Abdalhamid, S., Mishra, A. (2017) Factors in Agile methods adoption. TEM Journal. 6(2), 416–421.
- [4] Abedifar, M., Abdideh, M. (2017) A sensitivity study of geomechanical and reservoir parameters on safe mud window during drilling operations. Petroleum and Coal. 59(4), 489–496.
- [5] Adanna, A.A., Nonyelum, O.F. (2020) Criteria for choosing the right software development life cycle method for the success of software project. Journal of innovation in computing. 1(1), 16–26.
- [6] Ahimbisibwe, A., Cavana, R.Y., Daellenbach, U. (2015) A contingency fit model of critical success factors for software development projects: A comparison of agile and traditional plan-based methodologies. Journal of Enterprise Information Management. 28(1), 7–33.
- [7] Ahmad, G., Soomro, T., Brohi, M. (2014) XSR: Novel Hybrid Software Development Model (Integrating XP, Scrum & RUP). International Journal of Soft Computing and Engineering. (3), 126–130.
- [8] Ahmad, M.O., Markkula, J., Oivo, M. (2013) Scrum in software development : A systematic literature review Ahmad , M . O . , Markkula , J . , & Oivo , M . (2013 , September). Scrum in software development: A systematic literature review . In Software Engineering and Advanced Applications (SEAA. In Software engineering and advanced applications (SEAA). pp. 9–16.
- [9] Akerele, O., Ramachandran, M., Dixon, M. (2014) Evaluating the Impact of Critical Factors in Agile Continuous Delivery Process: A System Dynamics Approach. International Journal of Advanced Computer Science and Applications. 5(3), 133–143.
- [10] Al-Zewairi, M., Biltawi, M., Etaawi, W., Shaout, A. (2017) Agile Software Development Methodologies: Survey of Surveys. Journal of Computer and Communications. 05(05), 74–97.
- [11] Alahyari, H., Berntsson Svensson, R., Gorschek, T. (2017) A study of value in agile software development organizations. Journal of Systems and Software. 125, 271–288.
- [12] Aldahmash, A., Gravel, A.M., Howard, Y. (2017) A review on the critical success factors of agile software development. In Communications in Computer and Information Science.
- [13] Alexander, M. (2018a) Agile project management: 12 key principles, 4 big hurdles. CIO Middle East.
- [14] Alexander, M. (2018b) Agile project management: 12 key principles, 4 big hurdles. CIO Middle East. [online]. Available from: <https://www.cio.com/article/3156998/agile-project-management-a-beginners-guide.html> [Accessed January 23, 2020].
- [15] Alqudah, M., Razali, R. (2017) Key factors for selecting an Agile method: A systematic literature review. International

- Journal on Advanced Science, Engineering and Information Technology. 7(2), 526–537.
- [16] Amir, M., Khan, K., Khan, A., Khan, M.N.A. (2013) An Appraisal of Agile Software Development Process. *International Journal of Advanced Science and Technology*. 58(March), 75–86.
- [17] Ahmed, A., Ahmad, S., Ehsan, N., Mirza, E., & Sarwar, S. Z. (2010, June). Agile development: Impact on productivity and quality. In *2010 IEEE International Conference on Management of Innovation & Technology* (pp. 287–291). IEEE.
- [18] Andersen, E.S. (2016) Do project managers have different perspectives on project management? *International Journal of Project Management*.
- [19] Anwer, F., Aftab, S., Shah Muhammad, S., Shah Muhammad Shah, S., Waheed, U. (2017) Comparative Analysis of Two Popular Agile Process Models: Extreme Programming and Scrum Sentiment Analysis View project Data Science and Intelligent Modelling View project. *International Journal of Computer Science and IT*. 8(2).
- [20] Apostolopoulos, C. (2008) the Success of It Projects Using the Agile Method. *Proceedings of the International Workshop on Requirements Analysis (IWRA 2008)- Person Edition*.
- [21] Axelos (2020) Prince 2. [online]. Available from: <https://www.axelos.com/best-practice-solutions/prince2> [Accessed February 18, 2020].
- [22] Azanha, A., Argoud, A.R.T.T., de Camargo Junior, J.B., Antonioli, P.D. (2017) Agile project management with Scrum: A case study of a Brazilian pharmaceutical company IT project. *International Journal of Managing Projects in Business*. 10(1), 121–142.
- [23] Balaji, M., Murugaiyan, M.S. (2012) International WATERFALL Vs V-MODEL Vs AGILE: A COMPARATIVE STUDY ON SDLC. *International Journal of Information Technology and Business Management*. 2(1), 26–30.
- [24] Balashova, E.S., Gromova, E.A. (2017) Agile project management in IT industry. *Revista ESPACIOS*. 38(41), 30–37.
- [25] Balasupramanian, N., Lakshminarayanan, R., Balaji, R.D. (2013) Software Engineering Framework using Agile Dynamic System Development Method for Efficient Mobile Application Development. *International Journal of Computer Science and Information Security*. 11(9), 126–135.
- [26] Barash, I. (2013) Use of Agile with XP and Scrum Methodologies in the Same Project. *PM World Journal*. 2(X), 1–11.
- [27] Barclay, C., Osei-Bryson, K.M. (2010) Project performance development framework: An approach for developing performance criteria & measures for information systems (IS) projects. *International Journal of Production Economics*. 124(1), 272–292.
- [29] Batool, A., Motla, Y.H., Hamid, B., Asghar, S., Riaz, M., Mukhtar, M., Ahmed, M. (2013) Comparative study of traditional requirement engineering and Agile requirement engineering. *International Conference on Advanced Communication Technology, ICACT*, 1006–1014.
- [30] Baur, A.W., Genova, A.C., Bühler, J., Bick, M. (2014) Customer is king? A framework to shift from cost-to value-based pricing in software as a service: the case of business intelligence software.
- [31] Bavani, R. (2009) Critical success factors in distributed agile for outsourced product development. *CONSEG 2009 - Proceedings of the International Conference on Software Engineering*, 74–79.
- [32] Beck, K. (2004) *Extreme Programming Explained: Embrace Change*. Addison Wesley.
- [33] Beck, K., Beedle, M., Bennekum, A. van, Cockburn, A., Cunningham, W., Fowler, M., Grenning, J., Highsmith, J., Hunt, A., Jeffries, R., Kern, J., Marick, B., Martin, R.C., Mellor, S., Schwaber, K., Sutherland, J., Thomas, D. (2001a) *Manifesto for Agile Software Development*. [online]. Available from: <http://agilemanifesto.org> [Accessed November 17, 2019].
- [34] Beck, K., Beedle, M., Bennekum, A. van, Cockburn, A., Cunningham, W., Fowler, M., Grenning, J., Highsmith, J., Hunt, A., Jeffries, R., Kern, J., Marick, B., Martin, R.C., Mellor, S., Schwaber, K., Sutherland, J., Thomas, D. (2001) *Principles behind the Agile Manifesto*. [online]. Available from: www.agilemanifesto.org [Accessed February 18, 2020].
- [35] Bhavsar, K., Shah, V., Gopalan, S. (2020) Scrum: An Agile Process Reengineering in Software Engineering. *International Journal of Innovative Technology and Exploring Engineering*. 9(3), 840–848.
- [36] Bick, S., Spohrer, K., Hoda, R., Scheerer, A., Heinzl, A. (2018) Coordination Challenges in Large-Scale Software Development: A Case Study of Planning Misalignment in Hybrid Settings. *IEEE Transactions on Software Engineering*. 44(10), 932–950.
- [37] Binti Arbain, A.F., Ghani, I., Wan Kadir, W.M.N. (2014) Agile non functional requirements (NFR) traceability metamodel. *2014 8th Malaysian Software Engineering Conference, MySEC 2014*, 228–233.
- [38] Boehm, B., Turner, R. (2005) Management challenges to implementing agile processes in traditional development organizations. *IEEE Software*. 22(5), 30–39.
- [39] Boehm, B., Turner, R. (2003) People factors in software management: lessons from comparing agile and plan-driven methods. *CrossTalk: The Journal of Defense Software Engineering*. 16(12), 4–8.
- [40] Brewer, J.L., Dittman, K.C. (2018) *Methods of IT Project Management*. Purdue University Press.
- [41] Britto, R., Neto, P.S., Rabelo, R., Ayala, W., Soares, T. (2012) A hybrid approach to solve the agile team allocation problem. *2012 IEEE Congress on Evolutionary Computation, CEC 2012*.
- [42] Brosseau, D., Ebrahim, S., Handscomb, C., Thaker, S. (2019) The journey to an agile organization. *McKinsey Insights*. (May), 10.
- [43] Campanelli, A.S., Camilo, R.D., Parreiras, F.S. (2018) The impact of tailoring criteria on agile practices adoption: A survey with novice agile practitioners in Brazil. *Journal of Systems and Software*. 137, 366–379.
- [44] de Carvalho, M.M., Patah, L.A., de Souza Bido, D. (2015) Project management and its effects on project success: Cross-

- country and cross-industry comparisons. *International Journal of Project Management*. 33(7), 1509–1522.
- [45] Carlos Tam, Eduardo Jóia da Costa Moura, Tiago Oliveira, João Varajão (2020). The factors influencing the success of on-going agile development projects, *International Journal of Project Management*, Volume 38, Issue 3, Pages 165-176, ISSN 0263-7863, <https://doi.org/10.1016/j.ijproman.2020.02.001>.
- [46] Cohn, M., & Ford, D. (2003). Introducing an agile process to an organization [development]. *Computer*, 36(6), 74-78.
- [47] Coram, M., & Bohner, S. (2005, April). The impact of agile methods on project management. In *12th IEEE International Conference and Workshops on the Engineering of Computer-Based Systems (ECBS'05)* (pp. 363-370). IEEE.
- [48] Challenges, M., Organizations, D. (2005) *Management Challenges to Implementing Agile Processes in Traditional Development Organizations*.
- [49] Chan, F.K.Y., Thong, J.Y.L. (2009) Acceptance of agile methodologies: A critical review and conceptual framework. *Decision Support Systems*. 46(4), 803–814.
- [50] Chiyangwa, T.B., Mnkandla, E. (2018) Agile methodology perceived success and its use: The moderating effect of perceived compatibility. *South African Computer Journal*. 30(2).
- [51] Chow, T., Cao, D.B. (2008) A survey study of critical success factors in agile software projects. *Journal of Systems and Software*. 81(6), 961–971.
- [52] Ciric, D., Lalic, B., Gracanin, D., Tasic, N., Delic, M., Medic, N. (2019) Agile vs. Traditional approach in project management: Strategies, challenges and reasons to introduce agile. *Procedia Manufacturing*. 39(2019), 1407–1414.
- [53] Conboy, K., Carroll, N. (2019) Implementing Large-Scale Agile Project Management Frameworks: Challenges and Recommendations. *IEEE Software*. 36(2), 44–50.
- [54] Conforto, E.C., Amaral, D.C., da Silva, S.L., Di Felippo, A., Kamikawachi, D.S.L. (2016) The agility construct on project management theory. *International Journal of Project Management*. 34(4), 660–674.
- [55] Cooke-Davies, T. (2002) The ‘real’ success factors on projects. *International Journal of Project Management*. 20(3), 185–190.
- [56] Creswell, J.W. (2017) *RESEARCH DESIGN Qualitative, Quantitative, and Mixed Methods Approaches*. 3rd ed. SAGE.
- [57] Crowder, J.A., Friess, S. (2015) *Agile project management: Managing for success*.
- [58] Curfman, G.D., Morrissey, S., Drazen, J.M. (2009) *The medical device safety act of 2009*.
- [59] *New England Journal of Medicine*. 360(15), 1550–1551.
- [60] Davis, K. (2014) Different stakeholder groups and their perceptions of project success.
- [61] *International Journal of Project Management*. 32(2), 189–201.
- [62] Deviniti (2017) *The Agile Approach in Business – What It Is and Why You Should Get Interested*. [online]. Available from: <https://deviniti.com/agile-devops/the-agile-approach-in-business-what-it-is-and-why-you-should-get-interested/> [Accessed October 6, 2019].
- [63] Diegmann, P., Binzer, B., Dreesen, T., Rosenkranz, C. (2018) Journey towards agility: Three decades of research on agile information systems development. In *International Conference on Information Systems 2018, ICIS 2018*.
- [64] Dikert, K., Paasivaara, M., Lassenius, C. (2016) Challenges and success factors for large- scale agile transformations: A systematic literature review. *Journal of Systems and Software*. 119, 87–108.
- [65] Doyle, J.K., Janek, R.S., Long, M.D. (2005) Software development process changes in the IT industry. *3rd International Conference on Computing, Communications and Control Technologies, CCCT 2005, Proceedings*. 3(3), 213–218.
- [66] Drury-Grogan, M.L. (2014) Performance on agile teams: Relating iteration objectives and critical decisions to project management success factors. *Information and Software Technology*. 56(5), 506–515.
- [67] Duan, Y., Fu, G., Zhou, N., Sun, X., Narendra, N.C., Hu, B. (2015) Everything as a Service (XaaS) on the Cloud: Origins, Current and Future Trends. *Proceedings - 2015 IEEE 8th International Conference on Cloud Computing, CLOUD 2015*, 621–628.
- [68] Easton, G. (2010) Critical realism in case study research. *Industrial Marketing Management*. 39(1), 118–128.
- [69] Ebert, C., Paasivaara, M. (2017) *Scaling Agile*. IEEE Software.
- [70] E. Kula, E. Greuter, A. van Deursen and G. Gousios, "Factors Affecting On-Time Delivery in Large-Scale Agile Development," in *IEEE Transactions on Engineering*, vol. 48, no. 9, pp. 3573-3592, 1 Sept. 2022, doi: 10.1109/TSE.2021.3101192.
- [71] Education, W. (2004) What is constructivism? *Wnet Education*. [online]. Available from: <https://www.thirteen.org/edonline/concept2class/constructivism/index.html> [Accessed July 7, 2020].
- [72] Elhoush, R. (2017) Investigation into the current project risk management practices within the libyan oil and gas industry.
- [73] Ericsson (2018) Ericsson. Ericsson. [online]. Available from: <https://www.ericsson.com/en> [Accessed October 14, 2018].
- [74] Ericsson Ericsson Project Management. Ericsson. [online]. Available from: http://prodcatalog.internal.ericsson.com/frontend/product.action?language=English&catalogs=Global,&code=FGC_101_0116&path=%5CNavigation_Root_Org%5CNetworksCategory999%5CNETServiceArea001%5CFGB_101_116%5CFGB_101_0824%5CFGB_101_0772%5CFGB_101_0773 [Accessed October 15, 2018a].
- [75] Ericsson The Digital Service Provider blueprint. Ericsson. [online]. Available from: <https://www.ericsson.com/en/digital-services> [Accessed October 15, 2018b].
- [76] Ericsson, 2013. *PROPS Manual for Project Managers*. Ericsson, Stockholm, Sweden.
- [77] F. Tripp, J., Armstrong, D.J. (2018) Agile Methodologies: Organizational Adoption Motives, Tailoring, and Performance. *Journal of Computer Information Systems*.

- 58(2), 170–179.
- [80] Fernandez, Daniel, J., Fernandez, John, D. (2009) Agile Project Management - Agilism Versus Traditional Approaches. *The Journal of Computer Information Systems*. 49(2), 10–17.
- [81] Fuchs, C., Hess, T. (2018a) Becoming Agile in the Digital Transformation : The Process of a Large-Scale Agile Becoming Agile in the Digital Transformation : The Process of a Large- Scale Agile Transformation Completed Research Paper Abstract. *International Conference on Information Systems*. (January 2019), 1–17.
- [82] Fergis, K. (2012). *The Impact of an Agile Methodology on Development Costs*.
- [83] Fuchs, C., Hess, T. (2018b) Becoming agile in the digital transformation: The process of a large-scale agile transformation. In *International Conference on Information Systems 2018, ICIS 2018*. pp. 1–17.
- [84] Gandomani, T.J., Member, S., Tavakoli, Z. (2020) The Role of Project Manager in Agile Software Teams : A Systematic Literature Review. *IEEE Access*, 117109–117121.
- [85] Garousi, V., Tarhan, A., Pfahl, D., Coşkunçay, A., Demirörs, O. (2019) Correlation of critical success factors with success of software projects: an empirical investigation. *Software Quality Journal*. 27(1), 429–493.
- [86] Ghimire, D.; Charters, S. (2022). The Impact of Agile Development Practices on Project Outcomes. 2022, 1, 265–275. <https://doi.org/10.3390/1030012>
- [87] Gear, S. (2018) How to apply Scrum in real life? [online]. Available from: <https://solidgeargroup.com/en/how-to-apply-scrum-in-real-life/> [Accessed December 7, 2020].
- [88] Gill, A.Q., Henderson-Sellers, B., Niazi, M. (2018) Scaling for agility: A reference model for hybrid traditional-agile software development methodologies. *Information Systems Frontiers*. 20(2), 315–341.
- [89] Goertz, G., Mahoney, J. (2012) Concepts and measurement: Ontology and epistemology. *Social Science Information*. 51(2), 205–216.
- [90] Goncalves, L. (2020) What Is Agile Methodology. [online]. Available from: <https://luis-goncalves.com/what-is-agile-methodology/> [Accessed February 18, 2020].
- [92] Government of Dubai (2018) Dubai International Project Management Forum. DIPMF. [online]. Available from: <https://www.dipmf.ae/> [Accessed September 27, 2018].
- [93] Gren, L., Torkar, R., Feldt, R. (2017) Group development and group maturity when building agile teams: A qualitative and quantitative investigation at eight large companies. *Journal of Systems and Software*.
- [94] Gupta, S. (2014) Comparison of Key Methodologies in AGILE. *Quotium*. [online]. Available from: <http://www.quotium.com/performance/comparison-of-key-methodologies-in-agile/> [Accessed January 28, 2020].
- [95] Gustavsson, T. (2016) Benefits of agile project management in a non-software development context - A literature review. *Project Management Development – Practice and Perspectives: Fifth International Scientific Conference on Project Management in the Baltic Countries April 14-15, Riga, University of Latvia*. (April), 67–82.
- [96] Hashim, R., Abbas, M., Hashim, M. (2013) Critical success factors assessment in software projects. *Proceedings of 2013 Science and Information Conference, SAI 2013*. (June 1999), 282–287.
- [97] Hoda, Rashina & Salleh, Norsaremah & Grundy, John. (2018). *The Rise and Evolution of Agile Development*. IEEE. PP. 1-1. 10.1109/MS.2018.290110318.
- [98] Hirner, H., Lavicka, M., Schefer-Wenzl, S., Miladinovic, I. (2019) Agile Software Integration in IT - A Case Study. 27th IT Forum, TELFOR 2019. (November), 1–4.
- [99] Hong, S.J., Thong, J.Y.L., Moon, J.Y., Tam, K.Y. (2008) Understanding the behavior of mobile data services consumers. *Information Systems Frontiers*. 10(4), 431–445.
- [100] Hummel, M., Epp, A. (2015) Success factors of agile information systems development: A qualitative study. *Proceedings of the Annual Hawaii International Conference on System Sciences*. 2015-March, 5045–5054.
- [101] Hussain, S., Bhadri, N., Shahlal, S.R. (2020) Factors Influencing the Efficacy of Agile Usage. *International Journal of Engineering and Management Research*. 5(5), 1–4.
- [102] Iivari, J., Iivari, N. (2011) The relationship between organizational culture and the deployment of agile methods. *Information and Software Technology*. 53(5), 509–520.
- [103] Ikram, N., Dev, H. (2020) XCRUMBAN : A Proposed Agile Methodology. *International Journal of Advanced Research in Science & Technology*. 7(4), 21–25.
- [104] Institute, P.M. (2017) *Agile Practice Guide*. 6th ed. Newtown Square, Pennsylvania: Project Management Institute, Inc.
- [105] Investopedia (2019) The World’s Top 10 IT Companies. [online]. Available from: <https://www.investopedia.com/articles/markets/030216/worlds-top-10-IT-companies.asp> [Accessed October 2, 2019].
- [106] Itai, L., Shtub, A. (2019) MEASURING THE SUCCESS OF LEAN AND AGILE PROJECTS : Are cost , time , scope and quality equally. *The Journal of Modern Project Management*. 07(August).
- [108] Ivankova, N. V., Creswell, J.W., Stick, S.L. (2006) Using Mixed-Methods Sequential Explanatory Design: From Theory to Practice. *Field Methods*. 18(1), 3–20.
- [109] Jarzębowski, A., Sitko, N. (2020) Agile Requirements Prioritization in Practice : Results of an Agile Requirements Prioritization in Practice : Results of an Industrial Survey Industrial Survey Aleksander Jarzębowski *, Natalia Sitko. *Procedia Computer Science*. 176, 3446–3455.
- [110] Jain, P., Sharma, A., & Ahuja, L. (2018, August). The impact of agile development process on the quality of product. In *2018 7th International Conference on Reliability, Infocom Technologies and Optimization (Trends and Future Directions) (ICRITO)* (pp. 812-815). IEEE.
- [111] Javdani Gandomani, T., Ziaei Nafchi, M. (2016) Agile transition and adoption human- related challenges and issues: A Grounded Theory approach. *Computers in Human Behavior*. 62, 257–266.
- [112] Joslin, R., Müller, R. (2015a) Relationships between a project management methodology and project success in different project governance contexts. *International Journal of Project Management*. 33(6), 1377–1392.
- [113] Joslin, R., Müller, R. (2015b) Relationships between a project

- management methodology and project success in different project governance contexts. *International Journal of Project Management*. 33(6), 1377–1392.
- [114] Kalenda, M., Hyna, P., Rossi, B. (2018) Scaling agile in large organizations: Practices, challenges, and success factors. *Journal of Software: Evolution and Process*. 30(10).
- [115] Kaur, K., Jajoo, A., Manisha (2015) Applying agile methodologies in industry projects: Benefits and challenges. *Proceedings - 1st International Conference on Computing, Communication, Control and Automation, ICCUBEA 2015*, 832–836.
- [116] Kula, E., Greuter, E., Van Deursen, A., & Georgios, G. (2021). Factors Affecting On-Time Delivery in Large-Scale Agile Development. *IEEE Transactions on Engineering*.
- [117] Kiger, M.E., Varpio, L. (2020) Thematic analysis of qualitative data: AMEE Guide No. 131.
- [118] *Medical Teacher*. 42(8), 846–854.
- [119] Krishna, S.M., Venkataiah, D.C. (2017) Project Management Methodology and Project Success. *RKG Journal of Management*. 8(2), 81–87.
- [120] Kumbakara, N. (2008) Managed IT services: The role of IT standards. *Information Management and Computer Security*. 16(4), 336–359.
- [121] Lade, S.G., Bobade, P. V (2020) Agile Software Development : Characteristics and Impact on Software Product Quality. *International Journal of Advanced Research in Science, Communication and Technology*. 8(4), 24–28.
- [122] Lalsing, V. (2012) People Factors in Agile Software Development and Project Management. *International Journal of Software Engineering & Applications*. 3(1), 117– 137.
- [123] Livermore, J. A. (2007, March). Factors that impact implementing an agile development methodology. In *Proceedings 2007 IEEE Southeast Con* (pp. 82–86). IEEE.
- [124] Lebdeh, L.A., Qasim, A., Kharbat, F. (2020) Implementing Agility in Large Software Development Projects. *TEM Journal*. 9(3), 1285–1294.
- [125] Lei, H., Ganjezadeh, F., Jayachandran, P.K., Ozcan, P. (2017) A statistical analysis of the effects of Scrum and Scrum on software development projects. *Robotics and Computer-Integrated Manufacturing*. 43, 59–67.
- [126] Leimeister, J.M., Österle, H., Alter, S. (2014) IT Services for consumers. *Electronic Markets*. 24(4), 255–258.
- [127] Lindgren, Ö., McAllister, J. (2014) Agile teams : Do's and don'ts in agile software development. *Journal of Socioeconomic Engineering*. 1, 16–20.
- [128] Lindsjörn, Y., Sjøberg, D.I.K., Dingsøy, T., Bergersen, G.R., Dybå, T. (2016) Teamwork quality and project success in software development: A survey of agile development teams. *Journal of Systems and Software*. 122, 274–286.
- [129] Livermore, J.A. (2007) Factors that impact implementing an agile software development methodology. *Conference Proceedings - IEEE SOUTHEASTCON*, 82–86.
- [130] Livermore, J.A. (2008) Factors that significantly impact the implementation of an agile software development methodology. *Journal of Software*. 3(4), 31–36.
- [131] Meenakshi, E., Singh, A., Agrawal, D. (2020) A Review on Success Factors of Agile Software Development. *International Journal of Applied Science & Engineering*. 8(1), 33– 36.
- [132] MacCallum, R.C., Widaman, K.F., Zhang, S., Hong, S. (1999) Sample size in factor analysis. *Psychological Methods*. 4(1), 84–99.
- [133] Mahadevan, L., Kettinger, W.J., Meservy, T.O. (2015) Communications of the Association for Information Systems Running on Hybrid: Control Changes when Introducing an Agile Methodology in a Traditional " Waterfall " System Development Environment Running on Hybrid: Control Changes when Introducing . . 36(5), 77–103.
- [134] Malik, R.S., Ahmad, S.S., Hussain, M.T.H. (2019) A Review of Agile Methodology in IT Projects. *SSRN Electronic Journal*, 1–2.
- [135] Management, G.P. (2016) PROPS-C for project managers. [online]. Available from: <http://www.greenlightpm.com/ericsson/ericsson-open-courses/ericsson-vct1/> [Accessed February 18, 2020].
- [136] Melo, C. D. O., Cruzes, D. S., Kon, F., & Conradi, R. (2013). Interpretative case studies on agile team productivity and management. *Information and Technology*, 55(2), 412–427.
- [137] Mansor, Z., Yahya, S., Arshad, N.H. (2013) Empirical Study of Cost Management Success Determinants in Agile based Software Development Project: A Rasch Measurement Model Analysis. *Procedia - Social and Behavioral Sciences*. 107, 129–135.
- [138] Margini, A., Cutrona, G., Fantuzzi, C. (2017) Comparison of Different Agile Methodologies and Fit Assessment in an Industrial Context. *International Journal of Advanced Research*. 5(7), 673–690.
- [139] Matharu, G.S., Mishra, A., Singh, H., Upadhyay, P. (2015) Empirical Study of Agile Software Development Methodologies. *ACM SIGSOFT Software Engineering Notes*. 40(1), 1–6.
- [140] McGaughy, C., Haus, M., Bourne, L., Chou, L.-H., Douglas, B., Korterud, K., Morlan, C., Tarhanidis, P., Trentim, M., Skrabak, J., Wakeman, D., Toledo, R., Prakash, V., Miller, C., Raghupathy, S., Curlee, W., Holmlin, R., Bisson, C., Frasqueri-Molina, T., Tayel, J., Rodrigues, R., Agyapong, L., Newman, J. (2018) What is project success? *Projectmanagement.com*. [online]. Available from: <https://www.projectmanagement.com/blog-post/46257/What-is-project-success-#> [Accessed September 17, 2018].
- [141] Melnikovas, A. (2018) Towards an Explicit Research Methodology: Adapting Research Onion Model for Futures Studies. *Journal of Futures Studies*. 23(2), 29–44.
- [142] Melo, C., Cruzes, D.S., Kon, F., Conradi, R. (2011) Agile team perceptions of productivity factors. *Proceedings - 2011 Agile Conference, Agile 2011*, 57–66.
- [143] Miller, G.J. (2019) Project management tasks in agile projects: A quantitative study. *Proceedings of the 2019 Federated Conference on Computer Science and Information Systems, FedCSIS 2019*. 18, 717–721.
- [144] Mir, F.A., Pinnington, A.H. (2014) Exploring the value of project management: Linking Project Management Performance and Project Success. *International Journal of Project Management*. 32(2), 202–217.

- [145] Misra, S.C., Kumar, V., Kumar, U. (2010) Identifying some critical changes required in adopting agile practices in traditional software development projects. *International Journal of Quality and Reliability Management*. 27(4), 451–474.
- [146] Misra, S.C., Kumar, V., Kumar, U. (2009) Identifying some important success factors in adopting agile software development practices. *Journal of Systems and Software*. 82(11), 1869–1890.
- [147] Mkansi, M., Acheampong, E.A. (2012) Research philosophy debates and classifications: Students' dilemma. *Electronic Journal of Business Research Methods*. 10(2), 132–140.
- [148] Mohammad, A.H. (2013) Agile Software Methodologies: Strength and Weakness.
- [149] *International Journal of Engineering Science and Technology*. 5(3), 455–459.
- [150] Nasir, M.H.N., Sahibuddin, S. (2011) Critical success factors for software projects: A comparative study. *Scientific Research and Essays*. 6(10), 2174–2186.
- [151] Nguyen, D.S. (2016) Success Factors That Influence Agile Software Development Project Success. *American Scientific Research Journal for Engineering, Technology, and Sciences (ASRJETS)*. 17(1), 172–222.
- [152] Nurdiani, I., Börstler, J., Fricker, S., Petersen, K., Chatzipetrou, P. (2019) Understanding the order of agile practice introduction: Comparing agile maturity models and practitioners' experience. *Journal of Systems and Software*. 156, 1–20.
- [153] Nasehi, A. (2013). A quantitative study on critical success factors in agile development projects; case study IT company.
- [154] Office of Government Commerce, 2009. Managing successful projects with PRINCE2. The Stationery Office.
- [155] O'sheedy, D., Sankaran, S. (2013) Agile Project Management for IT Projects in SMEs: A Framework and Success Factors. *The International Technology Management Review*. 3(3), 187.
- [156] Oliver, J. (2013) Comparison of traditional and agile software development methodology: A short survey. *Journal of Chemical Information and Modeling*. 53(9), 1689–1699.
- [157] Onag, G. (2017) Agile project management goes beyond software development.
- [158] *Computerworld Hong Kong*, 1–4.
- [159] Paasivaara, M., Behm, B., Lassenius, C., Hallikainen, M. (2018) Large-scale agile transformation at Ericsson: a case study. *Empirical Software Engineering*. 23(5), 2550–2596.
- [160] Pace, M. (2019) A Correlational Study on Project Management Methodology and Project Success. *Journal of Engineering, Project, and Production Management*. 1(ahead-of-print), 56–65.
- [161] Papadopoulos, G. (2015) Moving from Traditional to Agile Software Development Methodologies Also on Large, Distributed Projects. *Procedia - Social and Behavioral Sciences*. 175, 455–463.
- [162] PMI (2020) Project Management Institute. [online]. Available from: <https://www.pmi.org/> [Accessed February 18, 2020].
- [163] Poppendieck, M., Poppendieck, T. (2003) *Lean Software Development: An Agile Toolkit*. Addison Wesley.
- [164] Project Management Institute (2013) *Communication : The Message Is Clear*. White paper. December(1), 1–13.
- [165] RamadanDarwish, N., M. Rizk, N. (2015) Multi-Dimensional Success Factors of Agile Software Development Projects. *International Journal of Computer Applications*. 118(15), 23–30.
- [166] Rasnacis, A., Berzisa, S. (2015) Adaptation of Agile Project Management Methodology for Project Team. *Information Technology and Management Science*. 18(1), 122–128.
- [167] Rasnacis, A., Berzisa, S. (2016) Method for Adaptation and Implementation of Agile Project Management Methodology. *Procedia Computer Science*. 104(December 2016), 43–50.
- [168] Reddy, K.S.M., Kumar, V.V. (2020) Necessity of Agile Development Models in Now-a- Day Software Development. *A Journal of Composition Theory*. XIII(VI), 25–28.
- [169] Rehman, A.U., Nawaz, A. (2020) Agile Methods : Testing Challenges , Solutions & Tool Support.
- [170] Research, G.V. (2019) Telecom Services Market Analysis, Market Size, Application, Analysis, Regional Outlook, Competitive Strategies, And Segment Forecasts, 2015 to 2022. Grand View Research.
- [171] Ridley, D. (2012) *The Literature Review A Step-by-Step Guide for Students*. 2nd ed. K. Metzler, ed. London: SAGE.
- [172] Rigby, D.K., Sutherland, J., Takeuchi, H. (2016) Embracing agile. *Harvard Business Review*. 2016(May), 1–12.
- [173] Ramírez-Mora, S. L., & Oktaba, H. (2017, October). Productivity in agile development: a systematic mapping study. In 2017 5th international conference in engineering research and innovation (CONISOFT) (pp. 44-53). IEEE.
- [174] Robbins, D., Morrison, A., Dalgarno, R. (2016) Enhancement of multiscale modeling methodology for short fiber filled injection molded parts subjected to uniaxial and biaxial loadings. *Proceedings of the American Society for Composites - 31st Technical Conference, ASC 2016*, 693–701.
- [175] Rocco, S.T., Plakhotnik, S.M. (2009) Literature reviews, conceptual frameworks, and theoretical frameworks: Terms, functions, and distinctions. *Human Resource Development Review*. 8(1), 120–130.
- [176] Saini, M., Arif, M., Kulonda, D.J. (2017) Critical factors for transferring and sharing tacit knowledge within lean and agile IT processes. *IT Innovation*. 18(1), 64–89.
- [177] Saunders, M., Lewis, P., Thornhill, A. (2009) *Research methods for business students*. 5th ed. Essex: Prentice Hall: Financial times.
- [178] Sebestyen, Z. (2017) Further Considerations in Project Success. *Procedia Engineering*. 196(June), 571–577.
- [179] Serrador, P., Pinto, J.K. (2015a) Does Agile work? - A quantitative analysis of agile project success. *International Journal of Project Management*. 33(5), 1040–1051.
- [180] Serrador, P., Pinto, J.K. (2015b) Does Agile work? - A quantitative analysis of agile project success. *International Journal of Project Management*.
- [181] Sertić, H., Maržić, K., Kalafatić, Z. (2007a) A project retrospectives method in telecom software development. In *Proceedings of the 9th International Conference on IT, ConTEL 2007*. pp. 109–114.

- [183] Sertić, H., Maržić, K., Kalafatić, Z. (2007b) A project retrospectives method in telecom software development. Proceedings of the 9th International Conference on IT, ConTEL 2007.
- [184] Shakya, P., Shakya, S. (2020) Critical Success Factor of Agile Methodology in Software Industry of Nepal. Journal of Information Technology and Digital World. 02(03), 135–143.
- [185] Sharma, S., Darothi, S., Divya, G. (2012) Agile Processes and Methodologies: A Conceptual Study. International Journal on Computer Science and Engineering. 4(5), 892–898.
- [186] Shaughnessy, H. (2018) Creating digital transformation: Strategies and steps. Strategy and Leadership. 46(2), 19–25.
- [187] Sheffield, J., Lemétayer, J. (2013a) Factors associated with the software development agility of successful projects. International Journal of Project Management. 31(3), 459–472.
- [188] Sjödin, D., Parida, V., Kohtamäki, M., Wincent, J. (2020) An agile co-creation process for digital servitization: A micro-service innovation approach. Journal of Business Research. 112(June 2019), 478–491.
- [189] SmartSheet (2020) What's the Difference? Agile vs Scrum vs Waterfall vs Scrum. SmartSheet. [online]. Available from: <https://www.smartsheet.com/agile-vs-scrum-vs-waterfall-vs-scrum> [Accessed February 18, 2020].
- [190] Speta, J.B. (2011) Supervising IT Managed Services. Duke Law Journal. 60(8), 1715–1759.
- [191] Špundak, M. (2014) Mixed Agile/Traditional Project Management Methodology – Reality or Illusion? Procedia - Social and Behavioral Sciences. 119(April), 939–948.
- [192] Stankovic, D., Nikolic, V., Djordjevic, M., Cao, D.B. (2013) A survey study of critical success factors in agile software projects in former Yugoslavia IT companies. Journal of Systems and Software. 86(6), 1663–1678.
- [193] Stare, A. (2014) Agile Project Management in Product Development Projects. Procedia - Social and Behavioral Sciences. 119, 295–304.
- [194] Taherdoost, H. (2018) How to Lead to Sustainable and Successful IT Project Management? Propose 5Ps Guideline. SSRN Electronic Journal. 4(1), 14–37.
- [195] Tam, C., Moura, E.J. da C., Oliveira, T., Varajão, J. (2020a) The factors influencing the success of on-going agile software development projects. International Journal of Project Management. 38(3), 165–176.
- [196] Tam, C., Moura, E.J. da C., Oliveira, T., Varajão, J. (2020b) The factors influencing the success of on-going agile software development projects. International Journal of Project Management.
- [197] Techie, T.N. (2017) Top 10 Telecom Vendor Companies of the World. Techntechie. [online]. Available from: <https://www.techntechie.com/top-10-telecom-vendor-companies-world.html> [Accessed October 2, 2019].
- [198] Techversysolutions (2013) Software Development Life Cycle. [online]. Available from: <https://techversysolutions.wordpress.com/author/techversysolutions/> [Accessed December 7, 2020].
- [199] Tam, C., da Costa Moura, E. J., Oliveira, T., & Varajão, J. (2020). The factors influencing the success of on-going agile development projects. International Journal of Project Management, 38(3), 165-176.
- [200] Theobald, S., Schmitt, A., Diebold, P. (2019) Comparing Scaling Agile Project Management Frameworks Based on Underlying Practices. Lecture Notes in Business Information Processing.
- [201] Thu, N.X. (2020) Scrum: Không chỉ là Todo, Doing, Done – Phần 1. Septini Technology. [online]. Available from: <https://labs.septeni-technology.jp/agile/Scrum-khong-chi-la-todo-doing-done-phan-1/> [Accessed December 7, 2020].
- [202] Totten, J. (2017) Critical Success Factors for Agile Project Management in Non-Software Related Product Development Teams. Dissertation. (1), 1–152.
- [203] Tsoy, M., Staples, D.S. (2020) Exploring Critical Success Factors in Agile Analytics Projects 2 . Literature Review of Success Factors for. Proceedings of the 53rd Hawaii International Conference on System Sciences, 984–993.
- [204] Uikey, N., Suman, U. (2012) An empirical study to design an effective agile project management framework. Proceedings of the CUBE International Information Technology Conference on - CUBE '12, 385.
- [205] Vishnubhotla, S.D., Mendes, E., Lundberg, L. (2020) Investigating the relationship between personalities and agile team climate of software professionals in a telecom company. Information and Software Technology. 126(March).
- [206] Vlietland, J., Van Solingen, R., Van Vliet, H. (2016) Aligning codependent Scrum teams to enable fast business value delivery: A governance framework and set of intervention actions. Journal of Systems and Software.
- [207] Vresk, A., Pihir, I., Furjan, M.T. Agile vs . Traditional Methods for Managing IT Projects :
- [208] A Case Study.
- [209] Wan, J., Wang, R. (2010) Empirical Research on Critical Success Factors of Agile Software Process Improvement. Journal of Software Engineering and Applications. 03(12), 1131–1140.
- [210] WEREWKA, J., SZWED, P., ROGUS, G. (2010) Integration of classical and agile project management methodologies based on ontological models. . (November 2015).
- [211] Williams, K., Chatterjee, S., Rossi, M. (2008) Design of emerging IT Services: a taxonomy. European Journal of Information Systems, 17(5), 505–517. <https://doi.org/10.1057/ejis.2008.38nomy>.
- [212] Williams, L. (2010) Agile Software Development Methodologies and Practices. Advances in Computers. 80(C), 1–44.
- [213] Williams, P., Ashill, N.J., Naumann, E., Jackson, E. (2015) Relationship quality and satisfaction: Customer-perceived success factors for on-time projects. International Journal of Project Management. 33(8), 1836–1850.
- [214] Worldatlas (2019) The Biggest Industries In The United States. Economics. [online]. Available from: <https://www.worldatlas.com/articles/which-are-the-biggest-industries-in-the-united-states.html> [Accessed December 23, 2019].
- [215] Wysocki, W. (2020) ScienceDirect ScienceDirect A hybrid

- software processes management support model A hybrid software processes management support model. *Procedia Computer Science*. 176, 2312–2321.
- [216] Yao, Y., Zhang, G. (2005) VOV software development methodology. *Jisuanji Gongcheng/Computer Engineering*. 31(10).
- [217] Zaitsev, A., Gal, U., Tan, B. (2020) Coordination artifacts in Agile Software Development.
- [218] *Information and Organization*. 30(2), 100288.
- [219] Zhbajnova-mircheska, A., Antovski, L. (2018) Transitioning of IT Companies from Waterfall to Agile Methodologies.
- [220] Wafa, Rubab, Muhammad Qasim Khan, Fazal Malik, Akmalbek Bobomirzaevich Abdusalomov, Young Im Cho, and Roman Odarchenko. (2022). "The Impact of Agile Methodology on Project Success, with a Moderating Role of Person's Job Fit in the IT Industry of Pakistan" *Applied Sciences* 12, no. 21: 10698. <https://doi.org/10.3390/app122110698>
- [221] Hoy, Zoe, and Mark Xu. 2023. "Agile Software Requirements Engineering Challenges-Solutions—A Conceptual Framework from Systematic Literature Review" *Information* 14, no. 6: 322. <https://doi.org/10.3390/info14060322>
- [222] Mishra, A., Alzoubi, Y.I. (2023). Structured software development versus agile software development: a comparative analysis. *Int J Syst Assur Eng Manag* 14, 1504–1522. <https://doi.org/10.1007/s13198-023-01958-5>
- [223] Guerrero-Ulloa G, Rodríguez-Domínguez C, Hornos MJ. (2023). Agile Methodologies Applied to the Development of Internet of Things (IoT)-Based Systems: A Review. *Sensors (Basel)*. 23(2):790. doi: 10.3390/s23020790. PMID: 36679594; PMCID: PMC9866354.